

Get **LIT** With



SPRING  
2022

# LED LIGHTING

**SINGLE SOURCE...**  
**ELECTRICAL & LIGHTING**

**AREA / SPORTS LIGHTING**

PG 1-6



**FLOODS / BOLLARDS**

PG 7-13



**WALLPACKS / ENTRYWAY**

PG 14-18



**CANOPIES / PHOTOCONTROLS**

PG 19



**HI-BAYS**

PG 22-24



**PANELS / VAPORTIGHT / WRAPS**

PG 24-29



**DOWNLIGHTING / RETROFIT**

PG 31-37



**UNDERCABINET / FLEX-STRIPS**

PG 38-43



**BATH FANS**

PG 44-45



**EMERGENCY / EXIT**

PG 54-60



# DRIVERLESS AREA LIGHTING

## OUTDOOR

UNLESS OTHERWISE SPECIFIED DLC LISTED ITEMS ARE 5.1 OR GREATER



**DIMMABLE**  
0-10V

**DRIVERLESS**

## LED DRIVERLESS AREA LIGHTING

**DRIVERLESS - THE FUTURE OF LIGHTING**  
**UP TO 40+ YEARS LIFE EXPECTANCY**



FIG. 1



FIG. 2



FIG. 3



NO DRIVER

T2, T3, T4, T5 DISTRIBUTIONS  
MOTION SENSOR AVAILABLE  
GLARE SHIELD AVAILABLE  
2 PC MOUNTING DESIGN

ASK ABOUT



CAT. NO.	FIG.	LIGHT PATTERN	WATTS	VOLTS	COLOR TEMP	HOUSING COLOR	LUMENS	LM/W	REPLACES METAL HALIDE	DIMMING	WEIGHT (LBS)	CASE QTY	EACH
<b>TYPE II, III, IV, V LIGHT PATTERNS (FIXTURE ONLY - ORDER MOUNTS SEPARATELY)</b>													
<b>80W</b>	74160	1	75W	120/240/277V	5000K	BRONZE	10,393	139	200W	0-10V	11	1	
	74161	1	75W	120/240/277V	5000K	BRONZE	9,200	123	200W	0-10V	11	1	
	74162	1	75W	120/240/277V	5000K	BRONZE	10,467	140	200W	0-10V	11	1	
	74163	1	V	75W	120/240/277V	5000K	BRONZE	10,467	140	200W	0-10V	11	1
<b>100W</b>	74164	1	100W	120/240/277V	5000K	BRONZE	12,253	123	250W	0-10V	11	1	
	74165	1	100W	120/240/277V	5000K	BRONZE	12,000	120	250W	0-10V	11	1	
	74166	1	100W	120/240/277V	5000K	BRONZE	12,515	125	250W	0-10V	11	1	
	74167	1	V	100W	120/240/277V	5000K	BRONZE	12,503	125	250W	0-10V	11	1
<b>150W</b>	74168	2	150W	120/240/277V	5000K	BRONZE	19,535	130	400W	0-10V	13	1	
	74169	2	150W	120/240/277V	5000K	BRONZE	18,360	122	400W	0-10V	13	1	
	74170	2	150W	120/240/277V	5000K	BRONZE	20,187	135	400W	0-10V	13	1	
	74171	2	V	150W	120/240/277V	5000K	BRONZE	20,140	134	400W	0-10V	13	1
<b>200W</b>	74172	2	200W	120/240/277V	5000K	BRONZE	24,615	123	600W	0-10V	13	1	
	74173	2	200W	120/240/277V	5000K	BRONZE	23,800	119	600W	0-10V	13	1	
	74174	2	200W	120/240/277V	5000K	BRONZE	25,367	127	600W	0-10V	13	1	
	74175	2	V	200W	120/240/277V	5000K	BRONZE	25,312	127	600W	0-10V	13	1
<b>240W</b>	74176	3	240W	120/240/277V	5000K	BRONZE	28,080	128	750W	0-10V	17	1	
	74177	3	240W	120/240/277V	5000K	BRONZE	28,080	129	750W	0-10V	17	1	
	74178	3	240W	120/240/277V	5000K	BRONZE	28,080	132	750W	0-10V	17	1	
	74179	3	V	240W	120/240/277V	5000K	BRONZE	28,080	131	750W	0-10V	17	1
<b>300W</b>	74180	3	300W	120/240/277V	5000K	BRONZE	33,374	123	1000W	0-10V	17	1	
	74181	3	300W	120/240/277V	5000K	BRONZE	33,374	117	1000W	0-10V	17	1	
	74182	3	300W	120/240/277V	5000K	BRONZE	33,374	126	1000W	0-10V	17	1	
	74183	3	V	300W	120/240/277V	5000K	BRONZE	33,374	126	1000W	0-10V	17	1
<b>MOUNTING ACCESSORIES (SOLD SEPARATELY)</b>													
74193											1	20	
74159											1	100	
74155											3	6	
74156											3	6	
74157											5	6	
74158											3	6	
74194											3	1	
74195													

PLEASE REVIEW ONLINE SPECIFICATION SHEETS. PICTURES AND CERTIFICATIONS MAY NOT BE 100% REPRESENTATIVE OF THE PRODUCT LISTED. TO VIEW DETAILS OF OUR DLC QUALIFIED PRODUCTS, PLEASE CONSULT THE DLC QUALIFIED PRODUCTS LIST AT [WWW.DESIGNLIGHTS.ORG/OPL](http://WWW.DESIGNLIGHTS.ORG/OPL)

FOR MORE INFO VISIT [MORRISPRODUCTS.COM](http://MORRISPRODUCTS.COM)

# AREA LIGHTING

UNLESS OTHERWISE SPECIFIED DLC LISTED ITEMS ARE 5.1 OR GREATER

## AREA-LIGHT SHOEBOX GEN 4



120-277V  
5000K  
BRONZE

CAT. NO.	OLD CAT.	LIGHT PATTERN	WATTS	VOLTS	COLOR TEMP	HOUSING COLOR	LUMENS	LM/W	REPLACES METAL HALIDE	WEIGHT (LBS)	CASE QTY	EACH
TYPE III, IV & V LIGHT PATTERN (FIXTURE ONLY - ORDER MOUNTS SEPARATELY)												
74079C		III	80W	120-277V	5000K	BRONZE	11,527	144	175W	7.9	1	
74080C		IV	80W	120-277V	5000K	BRONZE	11,915	147	175W	7.9	1	
74045C	74045A	V	80W	120-277V	5000K	BRONZE	11,416	141	175W	7.9	1	
74002C		III	100W	120-277V	5000K	BRONZE	13,800	138	250W	7.9	1	
74003C		IV	100W	120-277V	5000K	BRONZE	13,800	138	250W	7.9	1	
74050C	74050A	V	100W	120-277V	5000K	BRONZE	13,765	137	250W	7.9	1	
74010C		III	150W	120-277V	5000K	BRONZE	21,606	144	400W	9.9	1	
74011C		IV	150W	120-277V	5000K	BRONZE	20,580	139	400W	9.9	1	
74053C		V	150W	120-277V	5000K	BRONZE	20,977	139	400W	9.9	1	
74056C		III	200W	120-277V	5000K	BRONZE	27,640	138	600W	9.9	1	
74058C		IV	200W	120-277V	5000K	BRONZE	26,647	134	600W	9.9	1	
74060C		V	200W	120-277V	5000K	BRONZE	26,842	134	600W	9.9	1	
74018C		III	240W	120-277V	5000K	BRONZE	35,298	147	750W	12	1	
74019C		IV	240W	120-277V	5000K	BRONZE	34,463	145	750W	12	1	
74066C		V	240W	120-277V	5000K	BRONZE	33,809	141	750W	12	1	
74026C		III	300W	120-277V	5000K	BRONZE	44,053	146	1000W	12	1	
74027C		IV	300W	120-277V	5000K	BRONZE	43,060	143	1000W	12	1	
74069C		V	300W	120-277V	5000K	BRONZE	42,693	141	1000W	12	1	

FOR 480V, 4000K OR WHITE HOUSING SEE TABLE BELOW

## WATTAGE TUNABLE AREA-LIGHT SHOEBOX GEN 4



4000K

CAT. NO.	OLD CAT.	LIGHT PATTERN	WATTS	VOLTS	COLOR TEMP	HOUSING COLOR	LUMENS @ MAX WATTS	LM/W	REPLACES METAL HALIDE	WEIGHT (LBS)	CASE QTY	EACH
TYPE III, IV & V LIGHT PATTERN (FIXTURE ONLY - ORDER MOUNTS SEPARATELY)												
74000C	74000A	III	60W/80W/100W	120-277V	4000K	BRONZE	13,800	138	150W-250W	7.9	1	
74001C		IV	60W/80W/100W	120-277V	4000K	BRONZE	13,840	138	150W-250W	7.9	1	
74052C	74052A	V	60W/80W/100W	120-277V	4000K	BRONZE	13,569	135	150W-250W	7.9	1	
74008C	74008A	III	150W/200W	120-277V	4000K	BRONZE	27,351	137	400W-600W	9.9	1	
74009C	74009A, 46A	IV	150W/200W	120-277V	4000K	BRONZE	26,399	132	400W-600W	9.9	1	
74055C	74055A	V	150W/200W	120-277V	4000K	BRONZE	26,552	133	400W-600W	9.9	1	
74024C	74024A	III	240W/300W	120-277V	4000K	BRONZE	43,697	145	750W-1,000W	12	1	
74017C	74025B	IV	240W/300W	120-277V	4000K	BRONZE	42,701	142	750W-1,000W	12	1	
74071C		V	240W/300W	120-277V	4000K	BRONZE	41,647	138	750W-1,000W	12	1	
74046C	74004A, 46A	III	60W/80W/100W	120-277V	5000K	WHITE	13,800	138	150W-250W	7.9	1	
74005C	74005A	IV	60W/80W/100W	120-277V	5000K	WHITE	13,840	138	150W-250W	7.9	1	
74086C		V	60W/80W/100W	120-277V	5000K	WHITE	13,765	137	150W-250W	7.9	1	
74012C	74012A	III	150W/200W	120-277V	5000K	WHITE	27,640	138	400W-600W	9.9	1	
74013C	74013A	IV	150W/200W	120-277V	5000K	WHITE	26,647	134	400W-600W	9.9	1	
74087C		V	150W/200W	120-277V	5000K	WHITE	26,842	134	400W-600W	9.9	1	
74028C	74028A	III	240W/300W	120-277V	5000K	WHITE	44,053	146	750W-1,000W	12	1	
74029C	74029A	IV	240W/300W	120-277V	5000K	WHITE	43,060	143	750W-1,000W	12	1	
74082C		V	240W/300W	120-277V	5000K	WHITE	42,693	141	750W-1,000W	12	1	
74014C	74014A	III	150W/200W	347-480V	5000K	BRONZE	28,100	138	400W-600W	9.9	1	
74015C	74015A	IV	150W/200W	347-480V	5000K	BRONZE	27,507	135	400W-600W	9.9	1	
74054C	74054A	V	150W/200W	347-480V	5000K	BRONZE	27,814	136	400W-600W	9.9	1	
74030C		III	240W/300W	347-480V	5000K	BRONZE	42,806	145	750W-1,000W	12	1	
74031C	74023A	IV	240W/300W	347-480V	5000K	BRONZE	43,008	144	750W-1,000W	12	1	
74070C		V	240W/300W	347-480V	5000K	BRONZE	42,262	141	750W-1,000W	12	1	



WHITE HOUSING



480V

## COLOR & WATTAGE TUNABLE AREA-LIGHT SHOEBOX GEN 4



CAT. NO.	LIGHT PATTERN	WATTS	VOLTS	COLOR TEMP	HOUSING COLOR	LUMENS @ MAX WATTS	LM/W	REPLACES METAL HALIDE	WEIGHT (LBS)	CASE QTY	EACH
TYPE III, IV & V LIGHT PATTERN (FIXTURE ONLY - ORDER MOUNTS SEPARATELY)											
74088	III	60W/80W/100W	120-277V	3K/4K/5K	BRONZE	13,800	138	150W-250W	4.4	1	
74089	III	150W/200W	120-277V	3K/4K/5K	BRONZE	27,640	135	400W-600W	5.4	1	

# AREA LIGHTING



## AREA-LIGHT GEN 3



FIG. 1

T3, T4, T5 DISTRIBUTIONS  
MOTION SENSOR AVAILABLE  
GLARE SHIELD AVAILABLE  
2 PC MOUNTING DESIGN



FIG. 2

FOR CONFIGURATIONS NOT AVAILABLE BELOW SEE GEN 4 AREA-LIGHT SHOEBOX FIXTURES ON PG2

CAT. NO.	TRANSITIONS TO	FIG.	LIGHT PATTERN	WATTS	VOLTS	COLOR TEMP	HOUSING COLOR	LUMENS	LM/W	REPLACES METAL HALIDE	WEIGHT (LBS)	CASE QTY	EACH
<b>TYPE III, IV &amp; V LIGHT PATTERN (FIXTURE ONLY - ORDER MOUNTS SEPARATELY)</b>													
<b>120-277V</b>													
<b>80W</b>			III	80W	120-277V	5000K	BRONZE	10,544	132	175W	13	1	
			IV	80W	120-277V	5000K	BRONZE	10,592	132	175W	13	1	
	74045A	74045C	V	80W	120-277V	5000K	BRONZE	10,491	131	175W	13	1	
			III	100W	120-277V	5000K	BRONZE	13,077	131	250W	13	1	
	74046C		III	100W	120-277V	5000K	WHITE	13,077	131	250W	13	1	
	74000C		III	100W	120-277V	4000K	BRONZE	12,917	129	250W	13	1	
<b>100W</b>			III	100W	120-277V	5000K	BRONZE	12,998	130	250W	13	1	
	74005A	74005C	IV	100W	120-277V	5000K	WHITE	12,998	130	250W	13	1	
	74001A	74001C	IV	100W	120-277V	4000K	BRONZE	12,835	128	250W	13	1	
	74050C		V	100W	120-277V	5000K	BRONZE	12,693	127	250W	13	1	
	74052C		V	100W	120-277V	4000K	BRONZE	12,533	125	250W	13	1	
<b>150W</b>			III	150W	120-277V	5000K	BRONZE	19,186	128	400W	14	1	
			IV	150W	120-277V	5000K	BRONZE	19,367	129	400W	14	1	
	74053A		V	150W	120-277V	5000K	BRONZE	19,142	129	400W	14	1	
<b>200W</b>			III	200W	120-277V	5000K	BRONZE	26,199	131	600W	18	1	
			IV	200W	120-277V	5000K	BRONZE	25,843	129	600W	18	1	
	74060A		V	200W	120-277V	5000K	BRONZE	26,143	131	600W	18	1	
<b>240W</b>			III	240W	120-277V	5000K	BRONZE	31,989	133	750W	19	1	
	74020A	74028C	III	240W	120-277V	5000K	WHITE	31,989	133	750W	19	1	
	74016A	74024C	III	240W	120-277V	4000K	BRONZE	31,678	132	750W	19	1	
			IV	240W	120-277V	5000K	BRONZE	31,678	132	750W	19	1	
			V	240W	120-277V	5000K	BRONZE	31,963	132	750W	19	1	
	74071C		V	240W	120-277V	4000K	BRONZE	31,479	131	750W	19	1	
<b>300W</b>			III	300W	120-277V	5000K	BRONZE	41,813	137	1000W	19	1	
	74027B		IV	300W	120-277V	5000K	BRONZE	40,503	132	1000W	19	1	
	74069B		V	300W	120-277V	5000K	BRONZE	40,794	133	1000W	19	1	
74071A	74071C		V	300W	120-277V	4000K	BRONZE	37,332	125	1000W	19	1	
<b>347-480V</b>													
<b>100W</b>			III	100W	347-480V	5000K	BRONZE	13,329	133	250W	13	1	
			IV	100W	347-480V	5000K	BRONZE	12,979	130	250W	13	1	
	74051A		V	100W	347-480V	5000K	BRONZE	12,822	128	250W	13	1	
<b>150W</b>			III	150W	347-480V	5000K	BRONZE	19,275	128	400W	14	1	
			IV	150W	347-480V	5000K	BRONZE	18,694	125	400W	14	1	
	74054A	74054C	V	150W	347-480V	5000K	BRONZE	18,668	125	400W	14	1	
<b>300W</b>			III	300W	347-480V	5000K	BRONZE	41,140	138	1000W	19	1	
	74031B		IV	300W	347-480V	5000K	BRONZE	39,350	135	1000W	19	1	
	74070B		V	300W	347-480V	5000K	BRONZE	38,885	133	1000W	19	1	

## AREA-LIGHT GEN 3 & GEN 4 MOUNTS & ACCESSORIES



FIG. 1

FIG. 2

FIG. 3

FIG. 4

FIG. 5  
GEN 4

FIG. 6  
GEN 3

FIG. 7  
GEN 3

FIG. 8  
GEN 3

FIG. 9  
GEN 4

FIG. 10  
GEN 4

FIG. 11  
GEN 3

GEN 3 & GEN 4 COMPATIBLE

CAT. NO.	FIG.	GEN.	DESCRIPTION	CASE QTY	EACH	CAT. NO.	FIG.	GEN.	DESCRIPTION	CASE QTY	EACH
74032A	1	3 & 4	POLE ARM MOUNT 80W-300W BRONZE (FOR ROUND OR SQUARE POLES)	6		74072A	7	3	MOTION SENSOR WITH REPLACEMENT DRIVER COVER BRONZE	1	
74033A	1	3 & 4	POLE ARM MOUNT 80W-300W WHITE (FOR ROUND OR SQUARE POLES)	6		74090	-	3	MICROWAVE MOTION SENSOR REMOTE (OPTIONAL, FOR USE WITH 74072A)	1	
74034A	2	3 & 4	SLIPFITTER MOUNT 80W-300W BRONZE	6		74091	8	3	MICROWAVE MOTION SENSOR (REPLACEMENT)	20	
74035A	2	3 & 4	SLIPFITTER MOUNT 80W-300W WHITE	6		74072C	9	4	MICROWAVE MOTION SENSOR 120-277 & 480V	100	
74038C	3	3 & 4	TRUNNION MOUNT 80W-300W BRONZE	10		74188B	-	4	MICROWAVE MOTION SENSOR REMOTE (OPTIONAL, FOR USE WITH 74072C)	100	
74039C	3	3 & 4	TRUNNION MOUNT 80W-300W WHITE	10		75092C	10	4	GLARE SHIELD 60W-100W BRONZE	16	
74043A	4	3 & 4	UNIVERSAL MOUNT 80W-300W BRONZE	10		75093C	10	4	GLARE SHIELD 150W-200W BRONZE	16	
74044A	4	3 & 4	UNIVERSAL MOUNT 80W-300W WHITE	10		75089C	10	4	GLARE SHIELD 240W-300W BRONZE	16	
74733C	5	4	YOKE FULL BRACKET MOUNT 60W-100W BRONZE	10		75092	11	3	GLARE SHIELD - BRONZE - 80W-150W	1	
74734C	5	4	YOKE FULL BRACKET MOUNT 60W-100W WHITE	10		75093	11	3	GLARE SHIELD - BRONZE - 200W-300W	1	
74036C	5	4	YOKE FULL BRACKET MOUNT 150W-200W BRONZE	10		75096	11	3	GLARE SHIELD - WHITE - 80W-150W	1	
74037C	5	4	YOKE FULL BRACKET MOUNT 150W-200W WHITE	10		75097	11	3	GLARE SHIELD - WHITE - 200W-300W	1	
74737C	5	4	YOKE FULL BRACKET MOUNT 240W-300W BRONZE	10							
74738C	5	4	YOKE FULL BRACKET MOUNT 240W-300W WHITE	10							
74036A	6	3	YOKE FULL BRACKET MOUNT 80W-300W BRONZE	12							
74037A	6	3	YOKE FULL BRACKET MOUNT 80W-300W WHITE	12							

FOR MORE INFO VISIT MORRISPRODUCTS.COM

## HOTSHOT™ GEN 2 SPORTS LIGHTER



**500W**  
FIG. 1



**750W**  
FIG. 2



**500W SLIPFITTER  
WITH BRACKET**  
( SOLD SEPARATELY )



**750W SLIPFITTER  
WITH BRACKET**  
( SOLD SEPARATELY )




CAT. NO.	OLD CAT.	FIG.	WATTS	BEAM ANGLE	VOLTS	LUMENS	CRI	COLOR TEMP	QTY	EACH
<b>500 WATT FIXTURES</b>										
77000A	77000	1	500W	30°	120-277V	66,462	70	5000K	1	
77004A	77004	1	500W	40°	120-277V	66,097	70	5000K	1	
77006A*	77006	1	500W	80°	120-277V	64,168	70	5000K	1	
77001A	77001	1	500W	30°	<b>277-480V</b>	68,975	70	5000K	1	
77005A*	77004	1	500W	45°	<b>277-480V</b>	65,180	70	5000K	1	
77007A*	77006	1	500W	80°	<b>277-480V</b>	67,564	70	5000K	1	
<b>750 WATT FIXTURES</b>										
77008A*	77008	2	750W	15°	120-277V	97,708	70	5000K	1	
77013A	77013	2	750W	25°	120-277V	96,497	70	5000K	1	
77015A	77015	2	750W	40°	120-277V	95,958	70	5000K	1	
77017A*	77017	2	750W	60°	120-277V	96,118	70	5000K	1	
77038A*	-	2	750W	80°	120-277V	97,560	70	5000K	1	
77009A*	77009	2	750W	15°	<b>277-480V</b>	94,824	70	5000K	1	
77014A*	77014	2	750W	25°	<b>277-480V</b>	95,970	70	5000K	1	
77016A	77016	2	750W	40°	<b>277-480V</b>	95,958	70	5000K	1	
77018A*	77018	2	750W	60°	<b>277-480V</b>	96,372	70	5000K	1	
77039A*	-	2	750W	80°	<b>277-480V</b>	96,247	70	5000K	1	
<b>ACCESSORIES</b>										
77019										LASER AIMING DEVICE
77020A	77020									2- 3/8" SLIPFITTER MOUNT WITH BRACKET FOR USE WITH 500W FIXTURES
77023A										GLARE SHIELD FOR 500W FIXTURES
77034A										10' REMOTE MOUNT DRIVER CABLE KIT FOR 500W FIXTURES - 2 10' CABLES INCLUDED
77036A										50' REMOTE MOUNT DRIVER CABLE KIT FOR 500W FIXTURES - 2 50' CABLES INCLUDED
77025A										2- 3/8" SLIPFITTER MOUNT WITH BRACKET FOR USE WITH 750W FIXTURES
77024A										GLARE SHIELD FOR 750W FIXTURES
77035A										10' REMOTE MOUNT DRIVER CABLE KIT FOR 750W FIXTURES - 3 10' CABLES INCLUDED
77037A										50' REMOTE MOUNT DRIVER CABLE KIT FOR 750W FIXTURES - 3 50' CABLES INCLUDED

\* NOT DLC LISTED

**BEFORE (HID)**



**AFTER (LED)**



REMOTE DRIVER MOUNTING  
CABLE KITS AVAILABLE  
GLARE SHIELD INCLUDED

PLEASE REVIEW ONLINE SPECIFICATION SHEETS. PICTURES AND CERTIFICATIONS MAY NOT BE 100% REPRESENTATIVE OF THE PRODUCT LISTED.  
TO VIEW DETAILS OF OUR DLC QUALIFIED PRODUCTS, PLEASE CONSULT THE DLC QUALIFIED PRODUCTS LIST AT [WWW.DESIGNLIGHTS.ORG/OPL](http://WWW.DESIGNLIGHTS.ORG/OPL)

# MODULAR SPORTS LIGHTING

**NEW**

## HOTSHOT<sup>2</sup> AREA / SPORTS LIGHTER

APRIL  
ARRIVAL

**MODULAR AREA LIGHT/SPORTSLIGHT**  
15°, 30°, 60°, 90°, TYPE II, TYPE III DISTRIBUTIONS



**400W/500W**  
SINGLE FIXTURE  
( YOKE/BRACKET INCLUDED )



**800W/1000W**  
2 FIXTURES WITH BRACKET  
( BRACKET SOLD SEPARATELY )



**1500W**  
3 FIXTURES WITH BRACKET  
( BRACKET SOLD SEPARATELY )

### EXAMPLES OF MODULAR SPORTSLIGHT COMPONENT BOM:

FOR AN 800W FIXTURE ORDER (2) 400W FIXTURES AND (1) BRACKET CAT# 77135

FOR A 1000W FIXTURE ORDER (2) 500W FIXTURES AND (1) BRACKET CAT# 77136

FOR A 1500W FIXTURE ORDER (3) 500W FIXTURES AND (1) BRACKET CAT# 77137

CAT. NO.	FIG.	WATTS	BEAM ANGLE	VOLTS	LUMENS	CRI	COLOR TEMP	QTY	EACH
<b>400 WATT FIXTURES</b>									
77100	1	400W	30°	120-277V	55,067	73	5000K	1	
77101	1	400W	15°	120-277V	55,067	73	5000K	1	
77102	1	400W	60°	120-277V	55,067	73	5000K	1	
77103	1	400W	90°	120-277V	55,067	73	5000K	1	
77104	1	400W	TYPE II	120-277V	55,067	73	5000K	1	
77105	1	400W	TYPE III	120-277V	55,067	73	5000K	1	
77112	1	400W	30°	<b>200-480V</b>	55,067	73	5000K	1	
77113	1	400W	15°	<b>200-480V</b>	55,067	73	5000K	1	
77114	1	400W	60°	<b>200-480V</b>	55,067	73	5000K	1	
77115	1	400W	90°	<b>200-480V</b>	55,067	73	5000K	1	
77116	1	400W	TYPE II	<b>200-480V</b>	55,067	73	5000K	1	
77117	1	400W	TYPE III	<b>200-480V</b>	55,067	73	5000K	1	
<b>500 WATT FIXTURES</b>									
77106	2	500W	30°	120-277V	67,810	73	5000K	1	
77107	2	500W	15°	120-277V	67,810	73	5000K	1	
77108	2	500W	60°	120-277V	67,810	73	5000K	1	
77109	2	500W	90°	120-277V	67,810	73	5000K	1	
77110	2	500W	TYPE II	120-277V	67,810	73	5000K	1	
77111	2	500W	TYPE III	120-277V	67,810	73	5000K	1	
77118	2	500W	30°	<b>200-480V</b>	67,810	73	5000K	1	
77119	2	500W	15°	<b>200-480V</b>	67,810	73	5000K	1	
77120	2	500W	60°	<b>200-480V</b>	67,810	73	5000K	1	
77121	2	500W	90°	<b>200-480V</b>	67,810	73	5000K	1	
77122	2	500W	TYPE II	<b>200-480V</b>	67,810	73	5000K	1	
77123	2	500W	TYPE III	<b>200-480V</b>	67,810	73	5000K	1	
<b>ACCESSORIES</b>									
77135				2 FIXTURE MOUNTING BRACKET FOR 400W FIXTURES				1	
77136				2 FIXTURE MOUNTING BRACKET FOR 500W FIXTURES				1	
77137				3 FIXTURE MOUNTING BRACKET FOR 500W FIXTURES				1	
77138				GLARE SHIELD FOR 400W FIXTURES				1	
77139				GLARE SHIELD FOR 500W FIXTURES				1	
77140				10' REMOTE MOUNT DRIVER CABLE				1	
77141				50' REMOTE MOUNT DRIVER CABLE				1	
77142				LASER AIMING DEVICE				1	


UNLESS OTHERWISE SPECIFIED DLC LISTED ITEMS ARE 5.1 OR GREATER

FOR MORE INFO VISIT [MORRISPRODUCTS.COM](http://MORRISPRODUCTS.COM)

# MOUNTING / BULLHORNS

## POLE TOP TENON MOUNTING ACCESSORIES

ALL MOUNTING ACCESSORIES ARE POWDER COATED BRONZE FINISH



CAT. NO.	FIG.	TYPE	POLE SIZE	APPLICATION	EPA RATING	WEIGHT (LBS)	CASE QTY	EACH
79912	1	SQUARE SHORT TENON	4"	SQUARE POLE	.15	5.5	6	
79913	1	SQUARE SHORT TENON	5"	SQUARE POLE	.15	5.6	6	
79914	2	SQUARE LONG TENON	3"	SQUARE POLE	.16	5.7	4	
79915	2	SQUARE LONG TENON	4"	SQUARE POLE	.16	5.7	4	
79916	2	SQUARE LONG TENON	5"	SQUARE POLE	.16	6.5	4	
79917	3	ROUND LONG TENON	3"	ROUND POLE	.26	5	4	
79918	3	ROUND LONG TENON	4"	ROUND POLE	.26	6.3	4	
79919	3	ROUND LONG TENON	5"	ROUND POLE	.30	7.6	4	
79922	4	90° SQUARE BRACKET	4"	POLE TOP - 1 TENON	.20	5.9	4	
79923	4	90° SQUARE BRACKET	5"	POLE TOP - 1 TENON	.27	6.6	4	
79926	5	90° SQUARE BRACKET	4"	POLE TOP - 2 TENON OPPOSITE	.26	6.6	4	
79927	5	90° SQUARE BRACKET	5"	POLE TOP - 2 TENON OPPOSITE	.34	7.5	4	
79930	6	90° SQUARE BRACKET	4"	POLE TOP - 2 TENON 90°	.20	6.4	4	
79931	6	90° SQUARE BRACKET	5"	POLE TOP - 2 TENON 90°	.27	7.5	4	
79934	7	90° SQUARE BRACKET	4"	POLE TOP - 3 TENON 90°	.26	7.6	4	
79935	7	90° SQUARE BRACKET	5"	POLE TOP - 3 TENON 90°	.34	8.4	4	
79938	8	90° SQUARE BRACKET	4"	POLE TOP - 4 TENON 90°	.26	8.4	4	
79939	8	90° SQUARE BRACKET	5"	POLE TOP - 4 TENON 90°	.34	9.3	4	
79951	9	ROUND SINGLE STRAIGHT ARM	2-3/8" SLIPFITTER	ROUND POLE TOP - 1 TENON - 2-3/8" SLIPFITTER	1.2	4.4	1	
79953	10	180° ROUND VERTICAL TENNON	2-3/8" SLIPFITTER	ROUND POLE TOP - 2 TENON - OPPOSITE 2-3/8" SLIPFITTER	2.4	6	1	
79955	11	90° ROUND DOUBLE STRAIGHT ARM	2-3/8" SLIPFITTER	ROUND POLE TOP - 2 TENON - 90° 2-3/8" SLIPFITTER	2.4	7	1	
79957	12	120° ROUND TRIPLE STRAIGHT ARM	2-3/8" SLIPFITTER	ROUND POLE TOP - 3 TENON - 120° 2-3/8" SLIPFITTER	3.6	9	1	
79959	13	90° ROUND QUAD STRAGHT ARM	2-3/8" SLIPFITTER	ROUND POLE TOP - 4 TENON - 90° 2-3/8" SLIPFITTER	4.8	11	1	

## ROUND POLE BULLHORNS



CAT. NO.	FIG.	TYPE	SIZE	APPLICATION	FINISH	EPA RATING	WEIGHT (LBS)	CASE QTY	EACH
79960	1	ROUND 2 TENON HORIZONTAL BULLHORN	2-3/8" TENON	POLE/TENON MOUNT	BRONZE POWDER COAT	2.4	29	1	
79952	2	ROUND 2 TENON VERTICAL BULLHORN	2-3/8" TENON	POLE/TENON MOUNT	BRONZE POWDER COAT	1.0	29	1	
79954	3	ROUND 3 TENON VERTICAL BULLHORN	2-3/8" TENON	POLE/TENON MOUNT	BRONZE POWDER COAT	1.6	34	1	

## SQUARE POLE BULLHORNS



CAT. NO.	FIG.	TYPE	SIZE	APPLICATION	FINISH	EPA RATING	WEIGHT (LBS)	CASE QTY	EACH
79944A	1	4" SQUARE 2 TENON 180° BULLHORN	4" POLE TO 2-3/8" TENON	POLE MOUNT	BRONZE POWDER COAT	1	29	1	
79946A	2	4" SQUARE 3 TENON 180° BULLHORN	4" POLE TO 2-3/8" TENON	POLE MOUNT	BRONZE POWDER COAT	1.7	30	1	
79945A	3	4" SQUARE 4 TENON 180° BULLHORN	4" POLE TO 2-3/8" TENON	POLE MOUNT	BRONZE POWDER COAT	2.4	30	1	
79950A	4	4" SQUARE 4 ARM 90° BULLHORN	4" POLE TO 2-3/8" TENON	POLE MOUNT	BRONZE POWDER COAT	1.3	13	1	
79947A		3" POLE TO 4" BULLHORN ADAPTOR	3" TO 4"	POLE MOUNT	BRONZE POWDER COAT	N/A	2	4	
79949A		5" POLE TO 4" BULLHORN ADAPTOR	5" TO 4"	POLE MOUNT	BRONZE POWDER COAT	N/A	2	4	

## MOUNTING ACCESSORIES



CAT. NO.	FIG.	TYPE	SIZE	APPLICATION	FINISH	EPA RATING	WEIGHT (LBS)	CASE QTY	EACH
79903	1	SHORT STRAIGHT BRACKET	4"	WALL MOUNT	BRONZE POWDER COAT	.07	3.7	4	
79904	2	LONG STRAIGHT BRACKET	8"	WALL MOUNT	BRONZE POWDER COAT	.18	4.7	4	
79905	3	HINGED BRACKET---	8"	WALL MOUNT	BRONZE POWDER COAT	.18	6.3	4	
79907	4	90° SWEEP BRACKET	8"	90° WALL MOUNT	BRONZE POWDER COAT	.34	8.2	4	
79908	5	90° BRACKET	8"	90° WALL MOUNT	BRONZE POWDER COAT	.22	6.3	4	



# DUSK TO DAWN / FLOOD

UNLESS OTHERWISE SPECIFIED DLC LISTED ITEMS ARE 5.1 OR GREATER



## CLASSIC DUSK TO DAWN



PHOTOCELL IS LIGHT AND SENSITIVITY ADJUSTABLE



**\*NOTE:**  
MOUNTING ARMS ARE SOLD SEPARATELY

CAT. NO.	OLD CAT.	FIG.	MOUNTING	WATTS	VOLTS	COLOR TEMP	LUMENS	REPLACES METAL HALIDE	PHOTOCELL TYPE	WEIGHT (LBS)	CASE QTY	EACH
<b>COLOR &amp; WATTAGE TUNABLE</b>												
<b>NEW</b> 71333C		1	ARM/WALL	<b>36W/48W/60W</b>	120-277V	<b>3K/4K/5K</b>	7,588@3K/8,537@4K/7,757@5K	100W-200W	TWIST LOCK	2.8	12	
<b>NEW</b> 71318C		1	ARM/WALL	<b>72W/96W/120W</b>	120-277V	<b>3K/4K/5K</b>	13,870@3K	250W-400W	TWIST LOCK	7	4	
<b>5000K</b>												
71316B		2	ARM/WALL	30W	120-277V	5000K	3,120	100W	BUTTON	2.8	8	
71333B	71333	2	ARM/WALL	50W	120-277V	5000K	5,350	150W	BUTTON	2.8	6	
71318B	71318	3	ARM/WALL	120W	120-277V	5000K	12,604	400W	TWIST LOCK	9.6	2	
<b>MOUNTS (SOLD SEPARATELY)</b>												
71305B							MOUNTING ARM FOR 30-60W				1	
71309B							MOUNTING ARM FOR 72-120W				1	



## LED DRIVERLESS DUSK TO DAWN



**\*NOTE:**  
MOUNTING ARM IS SOLD SEPARATELY

CAT. NO.	FIG.	MOUNTING	WATTS	VOLTS	LUMENS	REPLACES METAL HALIDE	BEAM ANGLE	WEIGHT (LBS)	CASE QTY	EACH
71295	1	ARM/WALL	35W	120/240/277V	3,920	100W	112°H; 115°V	18	6	
71296	1	ARM/WALL	70W	120/240/277V	7,618	250W	112°H; 115°V	18	6	
71297	2	ARM/WALL	35W	120/240/277V	3,920	100W	108°H; 105°V	20	6	
71298	2	ARM/WALL	70W	120/240/277V	7,618	250W	108°H; 105°V	20	6	
<b>MOUNTS (SOLD SEPARATELY)</b>										
71294							21" MOUNTING ARM FOR 35W-70W	20	6	



## GOOSENECK FLOODS



FIG. 1

FIG. 2 - PHOTOCELL INCLUDED

CAT. NO.	OLD CAT.	FIG.	DLC OR ENERGY STAR	COLOR	COLOR TEMP	WATTS	VOLTS	LUMENS	DIMENSIONS			CASE QTY	EACH
									LENGTH	DIAMETER	HEIGHT		
75118A	75118	2	DLC	BLACK	3000K	40W	120/240/277V	4,800	22"	14"	14"	1	
75119	-	1	ES	BRONZE	3000K	42W	120-277V	3,812	22"	14"	14"	1	
<b>NEW</b> 75119A		2	DLC	BRONZE	3000K	40W	120/240/277V	4,800	22"	14"	14"	1	
75120A	75120	2	DLC	WHITE	3000K	40W	120/240/277V	4,800	22"	14"	14"	1	
75121A	75121	2	DLC	BLACK	4000K	40W	120/240/277V	4,800	22"	14"	14"	1	
75122A	75122	2	DLC	BRONZE	4000K	40W	120/240/277V	4,800	22"	14"	14"	1	
75123A	75123	2	DLC	WHITE	4000K	40W	120/240/277V	4,800	22"	14"	14"	1	
75124A	75124	2	DLC	BLACK	5000K	40W	120/240/277V	4,800	22"	14"	14"	1	
75125A	75125	2	DLC	BRONZE	5000K	40W	120/240/277V	4,800	22"	14"	14"	1	
75126A	75126	2	DLC	WHITE	5000K	40W	120/240/277V	4,800	22"	14"	14"	1	

FOR MORE INFO VISIT MORRISPRODUCTS.COM

# FLOOD LIGHTING

UNLESS OTHERWISE SPECIFIED DLC LISTED ITEMS ARE 5.1 OR GREATER

## ARCHITECTURAL FLOODS

NOW UP TO 300W!



FIG. 1



FIG. 2



FIG. 3



FIG. 4

I-10V DIMMABLE 80W-300W

TRUNNION MOUNT SOLD SEPARATELY - INSTALL IN FIELD

CAT. NO.	OLD CAT.	FIG.	MOUNT	WATTS	VOLTS	HOUSING COLOR	COLOR TEMP	LUMEN	REPLACE MH	DIMENSIONS			CASE QTY	EACH
										H	W	D		
71334B	71334A	1	1/2" ADJ. KNUCKLE	20W	120-277V	BRONZE	5000K	2,640	70W	9-1/2"	8"	2-7/8"	6	
71135B	71135A	1	1/2" ADJ. KNUCKLE	20W	120-277V	WHITE	5000K	2,640	70W	9-1/2"	8"	2-7/8"	6	
71336B	71336A	1	1/2" ADJ. KNUCKLE	20W	120-277V	BRONZE	5000K	2,640	70W	9-1/2"	8"	2-7/8"	6	
71337B	71337A	1	1/2" ADJ. KNUCKLE	20W	120-277V	WHITE	5000K	2,640	70W	9-1/2"	8"	2-7/8"	6	
71343B	71343A	1	1/2" ADJ. KNUCKLE	30W	120-277V	BRONZE	5000K	3,751	100W	9-1/2"	8-1/8"	2-7/8"	6	
71141B	71141A	1	1/2" ADJ. KNUCKLE	30W	120-277V	WHITE	5000K	3,751	100W	9-1/2"	8-1/8"	2-7/8"	6	
71339B	71339A	1	1/2" ADJ. KNUCKLE	30W	120-277V	BRONZE	5000K	3,751	100W	9-1/2"	8-1/8"	2-7/8"	6	
71340B	71340A	1	1/2" ADJ. KNUCKLE	30W	120-277V	WHITE	5000K	3,751	100W	9-1/2"	8-1/8"	2-7/8"	6	
71346B	71346A	2	1/2" ADJ. KNUCKLE	50W	120-277V	BRONZE	5000K	6,630	150W	11-5/8"	10-3/4"	3-3/4"	1	
71143B	71143A	2	1/2" ADJ. KNUCKLE	50W	120-277V	WHITE	5000K	6,630	150W	11-5/8"	10-3/4"	3-3/4"	1	
71353B	71353A	2	1/2" ADJ. KNUCKLE	80W	120-277V	BRONZE	5000K	10,380	250W	11-5/8"	10-3/4"	3-3/4"	1	
71356B	71356A	3	2-3/8" SLIPFITTER	100W	120-277V	BRONZE	5000K	12,900	400W	17"	14-3/8"	4-7/8"	1	
71148B	71148A	3	2-3/8" SLIPFITTER	150W	120-277V	BRONZE	5000K	19,800	500W	17"	14-3/8"	4-7/8"	1	
71357B	-	4	2-3/8" SLIPFITTER	300W	120-277V	BRONZE	5000K	37,800	1,000W	20-3/8"	18-3/4"	5-1/2"	1	
71149B	71149A	3	2-3/8" SLIPFITTER	150W	<b>347-480V</b>	BRONZE	5000K	19,800	500W	17"	14-1/4"	4-7/8"	1	
71358B	-	4	2-3/8" SLIPFITTER	300W	<b>347-480V</b>	BRONZE	5000K	37,800	1,000W	20-3/8"	18-3/4"	5-1/2"	1	
<b>ACCESSORIES</b>														
71361B	VISOR - BRONZE - FOR USE WITH 20W-30W FIXTURES												1	
75350B	VISOR - BRONZE - FOR USE WITH 50W-80W FIXTURES												1	
75351B	VISOR - BRONZE - FOR USE WITH 100W-150W FIXTURES												1	
75352B	VISOR - BRONZE - FOR USE WITH 300W FIXTURES												1	
71359B	TRUNNION MOUNT - BRONZE - FOR USE WITH 20W-80W FIXTURES												1	
75353B	TRUNNION MOUNT - WHITE - FOR USE WITH 20W-80W FIXTURES												1	
71360B	TRUNNION MOUNT - BRONZE - FOR USE WITH 100W-300W FIXTURES												1	

**RAYZR**

## ECONOMY/TEMP FLOODLIGHT



Yoke Bracket and Power Cord with Three Prong Plug on all fixtures



FLOOR AND TABLE DISPLAYS AVAILABLE UPON REQUEST



10W



20W



30W



50W



100W

CAT. NO.	WATTS	DELIVERED LUMENS	VOLTS	HOUSING COLOR	COLOR TEMP	CRI	LUMENS/WATT	CASE QTY	EACH
74200	10W	1,000	90-277V	BLACK	5700K	80	100W	20	
74201	20W	2,000	90-277V	BLACK	5700K	80	100W	20	
74202	30W	3,000	90-277V	BLACK	5700K	80	100W	20	
74203	50W	5,000	90-277V	BLACK	5700K	80	100W	10	
74204	100W	10,000	90-277V	BLACK	5700K	80	100W	10	

# FLOOD LIGHTING

UNLESS OTHERWISE SPECIFIED DLC LISTED ITEMS ARE 5.1 OR GREATER



## GEN 2 LED SMALL FLOODS

CAT. NO.	WATTS	VOLTS	MOUNT	HOUSING COLOR	COLOR TEMP	LUMENS	REPLACES METAL HALIDE	DIMENSIONS			CASE QTY	EACH
								H	W	D		
<b>15 WATTS</b>												
74506	15W	120V	1/2" KNUCKLE	BRONZE	5000K	1,624	60W	6"	4-3/4"	1-1/8"	48	
74505	15W	120V	1/2" KNUCKLE	BRONZE	4000K	1,559	60W	6"	4-3/4"	1-1/8"	48	
74503	15W	120V	1/2" KNUCKLE	BRONZE	3000K	1,527	60W	6"	4-3/4"	1-1/8"	48	
74507	15W	120V	1/2" KNUCKLE	WHITE	5000K	1,624	60W	6"	4-3/4"	1-1/8"	48	
74504	15W	120V	1/2" KNUCKLE	WHITE	3000K	1,527	60W	6"	4-3/4"	1-1/8"	48	
74502	15W	120V	BRACKET	BRONZE	5000K	1,624	60W	4-5/8"	5"	1-1/8"	48	
74501	15W	120V	BRACKET	BRONZE	4000K	1,559	60W	4-5/8"	5"	1-1/8"	48	
74500	15W	120V	BRACKET	BRONZE	3000K	1,527	60W	4-5/8"	5"	1-1/8"	48	



## COLOR TUNABLE GEN 2 LED SMALL FLOODS

CAT. NO.	WATTS	VOLTS	MOUNT	HOUSING COLOR	COLOR TEMP	LUMENS	REPLACES METAL HALIDE	DIMENSIONS			CASE QTY	EACH
								H	W	D		
<b>30 WATTS</b>												
74514	30W	120V	1/2" KNUCKLE	BRONZE	3K/4K/5K	3,922@3K/3,807@4K/3,907@5K	100W	7-3/8"	6-5/8"	1-3/8"	24	
74516	30W	120V	1/2" KNUCKLE	WHITE	3K/4K/5K	3,922@3K/3,807@4K/3,907@5K	100W	7-3/8"	6-5/8"	1-3/8"	24	
74510	30W	120V	BRACKET	BRONZE	3K/4K/5K	3,922@3K/3,807@4K/3,907@5K	100W	6"	7"	1-3/8"	24	
74512	30W	120V	BRACKET	WHITE	3K/4K/5K	3,922@3K/3,807@4K/3,907@5K	100W	6"	7"	1-3/8"	24	
<b>50 WATTS</b>												
74524	50W	120V	1/2" KNUCKLE	BRONZE	3K/4K/5K	5,624@3K/5,408@4K/6,030@5K	150W	8-7/8"	9-1/8"	1-1/8"	16	
74526	50W	120V	1/2" KNUCKLE	WHITE	3K/4K/5K	5,624@3K/5,408@4K/6,030@5K	150W	8-7/8"	9-1/8"	1-1/8"	16	
74520	50W	120V	BRACKET	BRONZE	3K/4K/5K	5,624@3K/5,408@4K/6,030@5K	150W	7/5/8"	9-5/8"	1-1/8"	24	
74522	50W	120V	BRACKET	WHITE	3K/4K/5K	5,624@3K/5,408@4K/6,030@5K	150W	7/5/8"	9-5/8"	1-1/8"	16	



## GEN 1 LED SMALL FLOODS

DLC 5.0



FIG. 1



FIG. 2



FIG. 3



FIG. 4

CAT. NO.	OLD CAT.	FIG.	VOLTS	WATTS	MOUNT	HOUSING COLOR	COLOR TEMP	LUMENS	DIMMABLE	DIMENSIONS			WEIGHT (LBS)	CASE QTY	EACH
										H	W	D			
71531A	71531	1	120-277V	15W	YOKE	BRONZE	5000K	1,624	NO	3-1/4"	4-5/8"	1-1/2"	1.5	16	
74073A	-	1	120-277V	15W	YOKE	BRONZE	4000K	1,603	NO	4-5/8"	4-3/4"	1-1/2"	1.5	16	
71802A	71802	1	120-277V	15W	YOKE	BRONZE	3000K	1,593	NO	4-5/8"	4-3/4"	1-1/2"	1.5	16	
71801A	71801	1	120-277V	15W	YOKE	WHITE	5000K	1,624	NO	4-5/8"	4-3/4"	1-1/2"	1.5	16	
71803A	71803	1	120-277V	15W	YOKE	WHITE	3000K	1,593	NO	4-5/8"	4-3/4"	1-1/2"	1.5	16	
71551A	71551	3	120-277V	15W	1/2" KNUCKLE	BRONZE	5000K	1,624	NO	5-3/8"	4-3/8"	1-1/2"	1.5	16	
74076A	-	3	120-277V	15W	1/2" KNUCKLE	BRONZE	4000K	1,603	NO	5-3/8"	4-3/8"	1-1/2"	1.5	16	
71552A	71552	3	120-277V	15W	1/2" KNUCKLE	BRONZE	3000K	1,593	NO	5-3/8"	4-3/8"	1-1/2"	1.5	16	
71821A	71821	3	120-277V	15W	1/2" KNUCKLE	WHITE	5000K	1,624	NO	5-3/8"	4-3/8"	1-1/2"	1.5	16	
71553A	71553	3	120-277V	15W	1/2" KNUCKLE	WHITE	3000K	1,566	NO	4-3/8"	3-1/4"	1-1/2"	1.5	16	
71532A	71532	1	120-277V	30W	YOKE	BRONZE	5000K	3,432	NO	7"	7-1/4"	1-3/4"	3.5	8	
74074A	-	1	120-277V	30W	YOKE	BRONZE	4000K	3,427	NO	7"	7-1/4"	1-3/4"	3.5	8	
71805A	71805	1	120-277V	30W	YOKE	BRONZE	3000K	3,404	NO	7"	7-1/4"	1-3/4"	3.5	8	
71804A	-	1	120-277V	30W	YOKE	WHITE	5000K	3,432	NO	7"	7-1/4"	1-3/4"	3.5	8	
71806A	71806	1	120-277V	30W	YOKE	WHITE	3000K	3,404	NO	7"	7-1/4"	1-3/4"	3.5	8	
71826	-	2	120-277V	30W	YOKE	BRONZE	5000K	3,530	YES	4-5/8"	4-1/2"	1-1/2"	3.5	10	
71554A	71554	3	120-277V	30W	1/2" KNUCKLE	BRONZE	5000K	3,432	NO	9-1/8"	7-1/8"	1-7/8"	3.5	8	
71827	-	4	120-277V	30W	1/2" KNUCKLE	BRONZE	5000K	3,530	YES	4-5/8"	4-1/2"	1-1/2"	3.5	10	
74077A	-	3	120-277V	30W	1/2" KNUCKLE	BRONZE	4000K	3,427	NO	9-1/8"	7-1/8"	1-7/8"	3.5	8	
71555A	71555	3	120-277V	30W	1/2" KNUCKLE	BRONZE	3000K	3,404	NO	9-1/8"	7-1/8"	1-7/8"	3.5	8	
71822A	71822	3	120-277V	30W	1/2" KNUCKLE	WHITE	5000K	3,432	NO	9-1/8"	7-1/8"	1-7/8"	3.5	8	
71556A	71556	3	120-277V	30W	1/2" KNUCKLE	WHITE	3000K	3,404	NO	9-1/8"	7-1/8"	1-7/8"	3.5	8	
71533A	71533	1	120-277V	50W	YOKE	BRONZE	5000K	5,793	NO	7-7/8"	8-1/2"	1-7/8"	5	6	
71808A	71808	1	120-277V	50W	YOKE	BRONZE	3000K	5,717	NO	7-7/8"	8-1/2"	1-7/8"	5	6	
71807A	71807	1	120-277V	50W	YOKE	WHITE	5000K	5,793	NO	7-7/8"	8-1/2"	1-7/8"	5	6	
71809A	71809	1	120-277V	50W	YOKE	WHITE	3000K	5,717	NO	7-7/8"	8-1/2"	1-7/8"	5	6	
71557A	71557	3	120-277V	50W	1/2" KNUCKLE	BRONZE	5000K	5,793	NO	10-1/8"	8-1/2"	2-1/8"	5	6	
71829	-	4	120-277V	50W	1/2" KNUCKLE	BRONZE	5000K	6,005	YES	7-1/2"	8-3/4"	1-3/4"	5	6	
71824A	71824	3	120-277V	50W	1/2" KNUCKLE	BRONZE	3000K	5,717	NO	10-1/8"	8-1/2"	2-1/8"	5	6	
71823A	71823	3	120-277V	50W	1/2" KNUCKLE	WHITE	5000K	5,793	NO	10-1/8"	8-1/2"	2-1/8"	5	6	
71825A	71825	3	120-277V	50W	1/2" KNUCKLE	WHITE	3000K	5,717	NO	10-1/8"	8-1/2"	2-1/8"	5	6	

FOR MORE INFO VISIT MORRISPRODUCTS.COM

# MOTION / SECURITY

UNLESS OTHERWISE SPECIFIED DLC LISTED ITEMS ARE 5.1 OR GREATER

## SECURITY LIGHTING GEN 2



LAMPS ONLY  
NO MOTION SENSOR

FIG. 1



FIG. 2



FIG. 3



FIG. 4

MOTION ACTIVATED  
LIGHTS INCLUDE:  
AUTO MOTION SENSOR MODE  
DUSK TO DAWN MODE  
TEST/SETUP MODE



FIG. 5



FIG. 6



FIG. 7

**JOHN 5/5**  
SOLAR SECURITY LIGHT



FIG. 8

CAT. NO.	OLD CAT.	FIG.	DESC.	DLC	MOTION ACTIVATED	HOUSING COLOR	COLOR TEMP	WATTS	VOLTS	LUMENS	UL ETL	CASE QTY	EACH
72578A	72578	1	ROUND 2 HEAD	YES	NO	BRONZE	3000K	20W	120-277V	1,900	CETLUS	12	
72579A	72579	1	ROUND 2 HEAD	YES	NO	WHITE	3000K	20W	120-277V	1,900	CETLUS	12	
72580A	72580	1	ROUND 2 HEAD	YES	NO	BRONZE	5000K	20W	120-277V	1,900	CETLUS	12	
72581A	72581	1	ROUND 2 HEAD	YES	NO	WHITE	5000K	20W	120-277V	1,900	CETLUS	12	
72562A	72562	2	ROUND 2 HEAD	YES	YES	BRONZE	3000K	20W	120-277V	1,900	CETLUS	8	
72563A	72563	2	ROUND 2 HEAD	YES	YES	WHITE	3000K	20W	120-277V	1,900	CETLUS	8	
72568A	72568	2	ROUND 2 HEAD	YES	YES	BRONZE	5000K	20W	120-277V	1,900	CETLUS	8	
72569A	72569	2	ROUND 2 HEAD	YES	YES	WHITE	5000K	20W	120-277V	1,900	CETLUS	8	
72564*	-	3	ROUND 3 HEAD	NO	YES	BRONZE	3000K	36W	120V	3,090	CULUS	8	
72565*	-	3	ROUND 3 HEAD	NO	YES	WHITE	3000K	36W	120V	3,090	CULUS	8	
72570A	72570	4	ROUND 3 HEAD	YES	YES	BRONZE	5000K	30W	120-277V	2,850	CETLUS	8	
72571A	72571	4	ROUND 3 HEAD	YES	YES	WHITE	5000K	30W	120-277V	2,850	CETLUS	8	
72586A	-	5	SQUARE 1 HEAD	YES	YES	BRONZE	5000K	40W	120-277V	4,276	CETLUS	4	
72584A	-	6	SQUARE 2 HEAD	YES	YES	WHITE	5000K	25W	120-277V	2,619	CETLUS	4	
72539*	-	7	SQUARE 2 HEAD	NO	YES	BLACK	4000K	10W	SOLAR	1,000	-	24	
72549*	-	8	SQUARE 2 HEAD	NO	YES	WHITE	4000K	10W	SOLAR	1,000	-	24	

APRIL ARRIVAL

\*NOT DLC LISTED

## MOTION SENSOR ONLY



CAT. NO.	OLD CAT.	DETECTION ANGLE	VOLTS	HOUSING COLOR	CASE QTY	EACH
72582A	72582	240°	120/240VAC	BRONZE	40	
72583A	72583	240°	120/240VAC	WHITE	40	

## MOTION ACTIVATED TWIN PAR LIGHT



CAT. NO.	VOLTS	COLOR	CASE QTY	EACH
73210	120V	BRONZE	12	
73211	120V	WHITE	12	

PLEASE REVIEW ONLINE SPECIFICATION SHEETS. PICTURES AND CERTIFICATIONS MAY NOT BE 100% REPRESENTATIVE OF THE PRODUCT LISTED. TO VIEW DETAILS OF OUR DLC QUALIFIED PRODUCTS, PLEASE CONSULT THE DLC QUALIFIED PRODUCTS LIST AT [WWW.DESIGNLIGHTS.ORG/QPL](http://WWW.DESIGNLIGHTS.ORG/QPL)

# SOLAR FLOOD LIGHTING

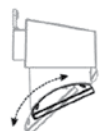
## SOLAR FLOOD LIGHTS

2  
YEAR WARRANTY




FIG. 1

Charging/Run Time: 20 Hours/7-10 Days  
Multiple Operating Modes  
**Battery heater for cold weather applications**  
Motion Activated



VERTICAL  
ADJUSTMENT



180° HORIZONTAL  
ADJUSTMENT



FIG. 2

Charging/Run Time: 20 Hours/7-10 Days  
Multiple Operating Modes  
Motion Activated

SMALL BUT  
POWERFUL!



FIG. 3

Charging/Run Time: 15 Hours/5-7 Days  
Multiple Operating Modes  
Motion Activated



FIG. 4

Charging/Run Time: 7 Hours/3-5 Days  
Multiple Operating Modes  
Motion Activated



FIG. 5

Charging/Run Time: 7.5 Hours/3-5 Days  
Multiple Operating Modes  
NOT Motion Activated  
**6' Cable Connecting Panel to Light Allows for Flexible Installations**  
Includes Remote Control



FIG. 6

Charging/Run Time: 8 Hours/3-5 Days  
Multiple Operating Modes  
Solar Panel and Lamps Rotate  
Motion Activated

72539 BLACK

72549 WHITE

NEW

APRIL ARRIVAL

CAT. NO.	FIG.	WATTS	COLOR TEMP	LUMENS	HOUSING COLOR	IP RATING	MOTION SENSOR	BEAM ANGLE	DIMENSIONS			CASE QTY	MIN ORDER QTY	EACH
									H	W	D			
72534	1	20W	4000K	2,000	WHITE	IP65	PIR	120°	5-3/4"	4-1/8"	4-3/8"	24	1	
72535	2	10W	4000K	1,000	BLACK	IP65	PIR	120°	2-1/8"	3-1/2"	3"	60	1	
72536	3	10W	3000K	1,000	BLACK	IP65	PIR	120°	5-1/4"	4-1/8"	8-1/2"	12	2	
72538	4	10W	4000K	1,000	BLACK	IP65	PIR	180°	5-1/4"	4-3/4"	5"	6	1	
72537	5	60W	4000K	6,000	BLACK	IP65	NO	120°	4"	13"	1-5/8"	27	1	
72539	6	10W	4000K	1,000	BLACK	IP65	PIR	180°	5-5/8"	8-5/8"	4-5/8"	24	1	
72549	6	10W	4000K	1,000	WHITE	IP65	PIR	180°	5-5/8"	8-5/8"	4-5/8"	24	1	

# FLOOD LIGHTING

UNLESS OTHERWISE SPECIFIED DLC LISTED ITEMS ARE 5.1 OR GREATER

## LIMITED EDITION CAMO BULLET FLOOD GEN 2

**NEW** APRIL ARRIVAL



CAT. NO.	OLD CAT.	FIG.	WATTS	VOLTS	COLOR TEMP	COLOR	LUMENS	BEAM ANGLE	CRI	WEIGHT (LBS)	CASE QTY	EACH
<b>CAMO FLOODS</b>												
74670		4	22W	120-277V	5000K COOL WHITE	CAMO	2,894	49°	70	1.7	6	
74672		4	40W	120-277V	5000K COOL WHITE	CAMO	5,432	45°	71	2.6	6	

## BULLET FLOOD GEN 2

**NEW**



FIG. 1



FIG. 2

**NEW 74W!**

CAT. NO.	OLD CAT.	FIG.	WATTS	VOLTS	COLOR TEMP	COLOR	LUMENS	BEAM ANGLE	CRI	WEIGHT (LBS)	CASE QTY	EACH
<b>FLOODS 22 WATT</b>												
71660B		1	22W	120-277V	5000K COOL WHITE	BRONZE	2,873	19°	70	1.7	6	
71675B		1	22W	120-277V	3000K WARM WHITE	BRONZE	2,681	49°	70	1.7	6	
71677B		1	22W	120-277V	3000K WARM WHITE	BLACK	2,681	49°	70	1.7	6	
71678B		1	22W	120-277V	3000K WARM WHITE	WHITE	2,681	49°	70	1.7	6	
74660		1	22W	120-277V	4000K NEUTRAL WHITE	BRONZE	2,896	49°	70	1.7	6	
71679B	71679A	1	22W	120-277V	5000K COOL WHITE	BRONZE	2,894	49°	70	1.7	6	
71682B	71682A	1	22W	120-277V	5000K COOL WHITE	WHITE	2,894	49°	70	1.7	6	
74664		1	22W	120-277V	5000K COOL WHITE	BRONZE	2,802	78°	70	1.7	6	
<b>FLOODS 40 WATT</b>												
71663B		1	40W	120-277V	5000K COOL WHITE	BRONZE	5,347	19°	71	2.6	6	
71691B	71391A	1	40W	120-277V	3000K WARM WHITE	BRONZE	4,861	45°	70	2.6	6	
71694B		1	40W	120-277V	3000K WARM WHITE	WHITE	4,861	45°	70	2.6	6	
71693B		1	40W	120-277V	3000K WARM WHITE	BLACK	4,861	45°	70	2.6	6	
74662		1	40W	120-277V	4000K NEUTRAL WHITE	BRONZE	5,341	45°	70	2.6	6	
71695B		1	40W	120-277V	5000K COOL WHITE	BRONZE	5,432	45°	71	2.6	6	
71698B		1	40W	120-277V	5000K COOL WHITE	WHITE	5,432	45°	71	2.6	6	
71697B		1	40W	120-277V	5000K COOL WHITE	BLACK	5,432	45°	71	2.6	6	
74666		1	40W	120-277V	5000K COOL WHITE	BRONZE	5,190	78°	71	2.6	6	
<b>FLOODS 74 WATT</b>												
71661		2	74W	120-277V	5000K COOL WHITE	BRONZE	8,219	60°	70	2.6	6	

FLAGPOLES & SIGNS

## BULLET FLOOD

**WHILE SUPPLIES LAST**



CAT. NO.	OLD CAT.	WATTS	VOLTS	COLOR TEMP	COLOR	LUMENS	BEAM ANGLE	CRI	WEIGHT (LBS)	CASE QTY	EACH
<b>SPOT FLOODS 15W</b>											
71660A	71660	15W	120-277V	5000K COOL WHITE	BRONZE	1,920	35°	70	1.5	12	
<b>FLOODS 15 WATT</b>											
71675A	71675	15W	120-277V	3000K WARM WHITE	BRONZE	1,770	65°	70	1.5	12	
71678A	71678	15W	120-277V	3000K WARM WHITE	WHITE	1,770	65°	70	1.5	12	
<b>FLOODS 28 WATT</b>											
71688		28W	120-277V	5000K COOL WHITE	GREEN	3,022	65°	83	2.5	8	
<b>FLOODS 42 WATT</b>											
71692		42W	120-277V	3000K WARM WHITE	GREEN	4,204	65°	83	4	6	
71694		42W	120-277V	3000K WARM WHITE	WHITE	4,204	65°	83	4	6	
71696		42W	120-277V	5000K COOL WHITE	GREEN	4,488	65°	83	4	6	
<b>SPOT FLOODS - 35° BEAM ANGLE</b>											
71664*		24W	12V	5000K COOL WHITE	BRONZE	2,740	35°	83	1.5	8	
<b>FLOODS - 65° BEAM ANGLE</b>											
71672*		33W	12V	5000K COOL WHITE	BRONZE	4,000	65°	83	2.5	8	
71673*		50W	12V	3000K WARM WHITE	BRONZE	5,700	65°	83	4	8	
71674*		50W	12V	5000K COOL WHITE	BRONZE	5,700	65°	83	4	8	

\*NOTE: 12V BULLET FLOODS ARE NOT DLC OR cULus LISTED

## PVC MOUNTING POST & PVC STAKE



### PVC MOUNTING POST

CAT. NO.	COLOR	POST	COLLAR	LENGTH	BOX QTY	EACH
18101	BRONZE	2-3/8"	2-1/2"	22"	12	



### PVC STAKE

CAT. NO.	COLOR	DIAMETER	LENGTH	BOX QTY	EACH
18107	BRONZE	3"	10"	50	

# BOLLARDS



## COLOR & WATTAGE TUNABLE LED BOLLARDS

FOR ROUND BOLLARDS COMBINE ROUND BASE & ONE OF 3 ROUND TOPS FOR COMPLETE FIXTURE



FIG. 1



42" HIGH  
6" WIDE

TOP WITH  
BASE INCLUDED



FIG. 2



43-5/8" HIGH  
6" DIAMETER

TOP ONLY CAT# 72311  
BASE SOLD SEPARATELY  
CAT# 72310



FIG. 3



43-5/8" HIGH  
6" DIAMETER

TOP ONLY CAT# 72312  
BASE SOLD SEPARATELY  
CAT# 72310



FIG. 4



42" HIGH  
6" DIAMETER

TOP ONLY CAT# 72313  
BASE SOLD SEPARATELY  
CAT# 72310

### ANCHOR BOLTS INCLUDED WITH BASE

CAT. NO.	FIG.	DESCRIPTION	COLOR TEMP	WATTS	VOLTS	LUMENS @ 4,000K CCT.*	HOUSING COLOR	CASE QTY	EACH
72302	1	SQUARE - BASE AND TOP	3K/4K/5K	12W/16W/22W	120-277V	2,747*	BRONZE	1	
72310	-	ROUND - BASE ONLY	-	-	120-277V	-	BRONZE	1	
72311	2	ROUND DOME - TOP ONLY	3K/4K/5K	12W/16W/22W	120-277V	2,923*	BRONZE	6	
72312	3	ROUND LOUVERED DOME - TOP ONLY	3K/4K/5K	12W/16W/22W	120-277V	2,923*	BRONZE	6	
72313	4	ROUND FLAT - TOP ONLY	3K/4K/5K	12W/16W/22W	120-277V	2,923*	BRONZE	6	

\*LUMENS LISTED AT 4,000K. GO TO [WWW.MORRISPRODUCTS.COM](http://WWW.MORRISPRODUCTS.COM) TO FIND SPEC SHEETS THAT WILL HAVE THE LUMENS FOR ALL COLOR TEMPS

PLEASE REVIEW ONLINE SPECIFICATION SHEETS. PICTURES AND CERTIFICATIONS MAY NOT BE 100% REPRESENTATIVE OF THE PRODUCT LISTED. TO VIEW DETAILS OF OUR DLC QUALIFIED PRODUCTS, PLEASE CONSULT THE DLC QUALIFIED PRODUCTS LIST AT [WWW.DESIGNLIGHTS.ORG/OPL](http://WWW.DESIGNLIGHTS.ORG/OPL)

FOR MORE INFO VISIT [MORRISPRODUCTS.COM](http://MORRISPRODUCTS.COM)

# DRIVERLESS WALLPACKS

UNLESS OTHERWISE SPECIFIED DLC LISTED ITEMS ARE 5.1 OR GREATER

## CLASSIC WALLPACKS LED DRIVERLESS



**DRIVERLESS - THE FUTURE OF LIGHTING  
UP TO 40+ YEARS LIFE EXPECTANCY**

ASK ABOUT



CAT. NO.	WATTS	VOLTS	HOUSING COLOR	LUMENS	DIMMING	REPLACES METAL HALIDE	WEIGHT (LBS)	CASE QTY	EACH
71100	45W	120/240/277V	BRONZE	5,300	0-10V/PWM/VR	150W	11	1	
71101	60W	120/240/277V	BRONZE	7,000	0-10V/PWM/VR	175W	11	1	
71102	80W	120/240/277V	BRONZE	9,400	0-10V/PWM/VR	250W	11	1	
71103	100W	120/240/277V	BRONZE	10,000	0-10V/PWM/VR	300W	17	1	
71104	120W	120/240/277V	BRONZE	14,000	0-10V/PWM/VR	400W	17	1	
71105	150W	120/240/277V	BRONZE	17,500	0-10V/PWM/VR	400W	17	1	
<b>ACCESSORIES</b>									
71108			SMALL GLARE SHIELD - 45W THRU 80W				3	1	
71109			LARGE GLARE SHIELD - 100W THRU 150W				3	1	
71111			SMALL WIRE GUARD - 45W THRU 80W				3	1	
71113			LARGE WIRE GUARD - 100W THRU 150W				3	1	

## THE FUTURE OF LIGHTING FULL CUTOFF WALLPACKS LED DRIVERLESS

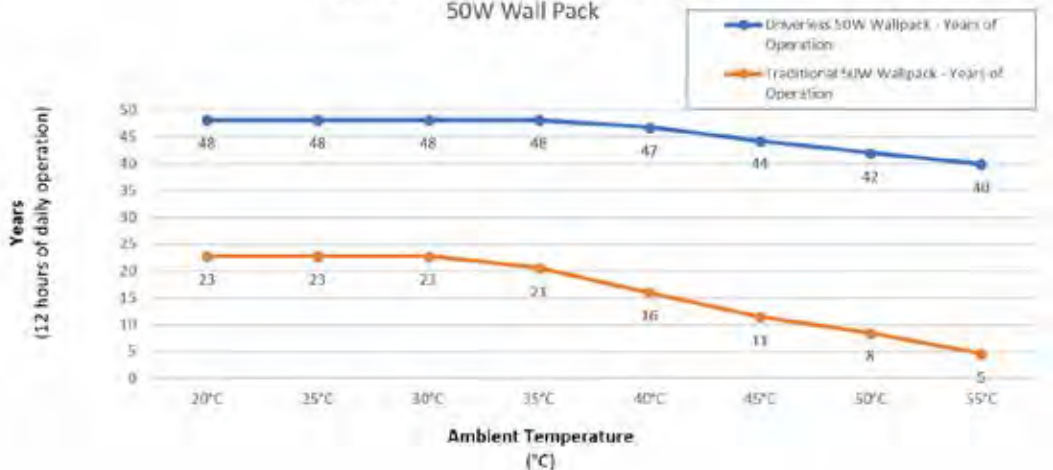


CAT. NO.	WATTS	VOLTS	HOUSING COLOR	LUMENS	REPLACES METAL HALIDE	WEIGHT (LBS)	CASE QTY	EACH
71106	50W	120/240/277V	BRONZE	6,000	150W	12	1	
71107	100W	120/240/277V	BRONZE	12,000	250W	12	1	

ASK ABOUT



MORRIS Driverless vs Traditional Fixture  
50W Wall Pack



PLEASE REVIEW ONLINE SPECIFICATION SHEETS. PICTURES AND CERTIFICATIONS MAY NOT BE 100% REPRESENTATIVE OF THE PRODUCT LISTED. TO VIEW DETAILS OF OUR DLC QUALIFIED PRODUCTS, PLEASE CONSULT THE DLC QUALIFIED PRODUCTS LIST AT [WWW.DESIGNLIGHTS.ORG/QPL](http://WWW.DESIGNLIGHTS.ORG/QPL)



# CLASSIC WALLPACKS

UNLESS OTHERWISE SPECIFIED DLC LISTED ITEMS ARE 5.1 OR GREATER



**AVAIL IN 4000K & 480V**

## CLASSIC WALLPACKS

CAT. NO.	OLD CAT.	WATTS	COLOR TEMP	VOLTS	HOUSING COLOR	DELIVERED LUMENS	REPLACES METAL HALIDE	DIMMING	WEIGHT (LBS)	CASE QTY	EACH
<b>SMALL WALLPACKS</b>											
71435C	71435B	30W	5000K	120-277V	BRONZE	4,019	100W	0-10V	8	4	
71436C	71436B	30W	5000K	120-277V	WHITE	4,019	100W	0-10V	8	4	
71630C	-	30W	4000K	120-277V	BRONZE	3,972	100W	0-10V	8	4	
71637C	-	45W	5000K	120-277V	BRONZE	5,071	150W	0-10V	8	4	
71638C	-	60W	5000K	120-277V	BRONZE	7,133	175W	0-10V	8	4	
<b>MEDIUM WALL PACKS</b>											
71437C	71437B	45W	5000K	120-277V	BRONZE	5,490	150W	0-10V	7.6	1	
71438B*	71438	45W	5000K	120-277V	WHITE	5,071	150W	0-10V	9	1	
71631C	-	45W	4000K	120-277V	BRONZE	5,789	150W	0-10V	9	1	
71425C	71425B	60W	5000K	120-277V	BRONZE	8,093	175W	0-10V	10	1	
71428C	71428B	60W	5000K	120-277V	WHITE	8,093	175W	0-10V	10	1	
71632C	-	60W	4000K	120-277V	BRONZE	8,038	175W	0-10V	9	1	
71426C	71426B	75W	5000K	120-277V	BRONZE	9,874	250W	0-10V	8	1	
71429B*	71429A	75W	5000K	120-277V	WHITE	8,635	250W	0-10V	11	1	
71633C	-	75W	4000K	120-277V	BRONZE	9,677	250W	0-10V	11	1	
71431C	71431B	90W	5000K	120-277V	BRONZE	11,473	300W	0-10V	11	1	
71434B	-	90W	5000K	120-277V	WHITE	10,566	300W	0-10V	11	1	
71634C	-	90W	4000K	120-277V	BRONZE	11,439	300W	0-10V	11	1	
71472C	71472B	120W	5000K	120-277V	BRONZE	15,438	400W	0-10V	11	1	
71448B	71448	45W	5000K	347-480V	BRONZE	4,997	150W	0-10V	9	1	
71424B*	-	60W	5000K	347-480V	BRONZE	6,860	175W	0-10V	10	1	
<b>ACCESSORIES (MEDIUM WALLPACKS ONLY)</b>											
71461B	71427								5	8	
71430B	-								5	8	
71427C	-								1.7	10	
71459B	-								3	10	
71473B	-										
<b>LARGE WALLPACKS</b>											
71440C	71440B	120W	5000K	120-277V	BRONZE	15,617	400W	0-10V	14	1	
71441C	71441B	120W	5000K	120-277V	WHITE	15,617	400W	0-10V	18	1	
71636C	-	120W	4000K	120-277V	BRONZE	15,400	400W	0-10V	18	1	
71450C	71450B	120W	5000K	347-480V	BRONZE	15,882	400W	0-10V	18	1	
<b>ACCESSORIES (LARGE WALLPACKS ONLY)</b>											
71463B	71442								5	8	
71443B	71443								5	8	
71442C	-								1.2	10	
71460B	-								3	10	

\*NOT DLC LISTED

**SMALL**



**MEDIUM**



**LARGE**



## COLOR & WATTAGE TUNABLE WALLPACKS

CAT. NO.	OLD CAT.	WATTS	COLOR TEMP	VOLTS	HOUSING COLOR	DELIVERED LUMENS	REPLACES METAL HALIDE	DIMMING	WEIGHT (LBS)	CASE QTY	EACH
<b>MEDIUM WALLPACKS - COLOR &amp; WATTAGE TUNABLE</b>											
71475C		36W/45W/60W	3K/4K/5K	120-277V	BRONZE	7,960@3K/8,481@4K/8,401@5K	100W-175W	0-10V	9.5	1	
71476C		60W/75W/90W	3K/4K/5K	120-277V	BRONZE	11,693@3K/12,588@4K/12,404@5K	175W-400W	0-10V	8.5	1	
71477C		60W/75W/90W	3K/4K/5K	120-277V	WHITE	11,693@3K/12,588@4K/12,404@5K	175W-400W	0-10V	8.5	1	
<b>MEDIUM WALLPACKS - WATTAGE TUNABLE</b>											
71474C	71439B	60W/75W/90W	5000K	347-480V	BRONZE	12,115	175W-400W	0-10V	10.1	1	
<b>ACCESSORIES</b>											
71461B									5	8	
71430B									5	8	
71459B									3	10	
71442C									1	10	



## EMERGENCY BACKUP FOR CLASSIC WALLPACKS

CAT. NO.	WATTS	APPLICATIONS	WEIGHT (LBS)	CASE QTY	EACH
71465B	5W	USE WITH 45W CLASSIC/CLASSIC FULL CUTOFF WALLPACKS CAT# 71437B, 71438B, 71452B, 71453B, 71637C	3	3	
71467B	8W	USE WITH 60W CLASSIC/CLASSIC FULL CUTOFF WALLPACKS CAT# 71425B, 71428B, 71451B, 71458B, 71632C	3	3	
71470B	16W	USE WITH 75W & 90W CLASSIC/CLASSIC FULL CUTOFF WALLPACKS CAT# 71426B, 71429B, 71431B, 71434B, 71454B, 71455B, 71633C, 71634C	3	3	
71471B	25W	USE WITH 90W & 120W CLASSIC/CLASSIC FULL CUTOFF WALLPACKS CAT# 71472B, 71440B, 71441B, 71457B, 71635C, 71636C, 71635C, 71636C	3	3	

FOR MORE INFO VISIT [MORRISPRODUCTS.COM](http://MORRISPRODUCTS.COM)

# WALLPACKS

UNLESS OTHERWISE SPECIFIED DLC LISTED ITEMS ARE 5.1 OR GREATER

## CLASSIC FULL CUTOFF WALLPACKS



CAT. NO.	OLD CAT.	WATTS	VOLTS	HOUSING COLOR	LUMENS	REPLACE METAL HALIDE	DIMMING	DIMENSIONS			WEIGHT (LBS)	CASE QTY	EACH
								W	H	D			
71452C	71452B	45W	120-277V	BRONZE	5,580	150W	0-10V	13"	9-1/4"	11-1/4"	11	1	
71453C	71453B	45W	120-277V	WHITE	4,598	150W	0-10V	13"	9-1/4"	11-1/4"	11	1	
71451C	71451B	60W	120-277V	BRONZE	7,038	175W	0-10V	13"	9-1/4"	11-1/4"	11	1	
71458B	-	60W	120-277V	WHITE	6,698	175W	0-10V	13"	9-1/4"	11-1/4"	11	1	
71454C	71454	75W	120-277V	BRONZE	8,840	250W	0-10V	13"	9-1/4"	11-1/4"	11	1	
71455C	71455B	75W	120-277V	WHITE	8,055	250W	0-10V	13"	9-1/4"	11-1/4"	11	1	
71457C	71457B	90W	120-277V	BRONZE	11,103	400W	0-10V	13"	9-1/4"	11-1/4"	11	1	

## SLIM-LINE FLOOD/WALLPACK GEN 3



FIG. 1



FIG. 2

INTEGRAL JUNCTION BOX & INTERNAL HINGE  
0-90° TILT ADJUSTMENT

CAT. NO.	OLD CAT.	FIG.	WATTS	VOLTS	HOUSING COLOR	DELIVERED LUMENS	REPLACES METAL HALIDE	LENGTH	HEIGHT	DEPTH (WI)	WEIGHT (LBS)	CASE QTY	EACH
71150A	71150	1	15W	120-277V	BRONZE	2,044	60W	8"	4-7/8"	7-1/4"	3.9	1	
71151A	71151	1	15W	120-277V	WHITE	2,044	60W	8"	4-7/8"	7-1/4"	3.9	1	
71152A	71152	1	30W	120-277V	BRONZE	4,008	100W	8"	4-7/8"	7-1/4"	9.9	1	
71153A	71153	1	30W	120-277V	WHITE	4,008	100W	8"	4-7/8"	7-1/4"	9.9	1	
71154A	71154	1	50W	120-277V	BRONZE	6,548	150W	10-5/8"	6-5/8"	10"	3.9	1	
71155A	71155	1	50W	120-277V	WHITE	6,548	150W	10-5/8"	6-5/8"	10"	3.9	1	
71156A	71156	1	70W	120-277V	BRONZE	9,222	250W	10-5/8"	6-5/8"	10"	9.9	1	
71157A	71157	1	70W	120-277V	WHITE	9,222	250W	10-5/8"	6-5/8"	10"	9.9	1	
71158A	71158	2	120W	120-277V	BRONZE	15,824	400W	13-1/8"	5-3/8"	11"	22	2	

PLEASE REVIEW ONLINE SPECIFICATION SHEETS. PICTURES AND CERTIFICATIONS MAY NOT BE 100% REPRESENTATIVE OF THE PRODUCT LISTED.  
TO VIEW DETAILS OF OUR DLC QUALIFIED PRODUCTS, PLEASE CONSULT THE DLC QUALIFIED PRODUCTS LIST AT [WWW.DESIGNLIGHTS.ORG/OPL](http://WWW.DESIGNLIGHTS.ORG/OPL)

# MINI WALLPACKS

UNLESS OTHERWISE SPECIFIED DLC LISTED ITEMS ARE 5.1 OR GREATER



## COLOR & WATTAGE TUNABLE CLASSIC MINI WALLPACK

CAT. NO.	PHOTOCELL	WATTS	VOLTS	HOUSING COLOR	COLOR TEMP	LUMENS @ MAX WATTS	REPLACES METAL HALIDE	CASE QTY	EACH
71423B	YES	10W/20W/30W	120-277V	BRONZE	3K/4K/5K	3,450	50W-100W	6	
71419B	YES	10W/20W/30W	120-277V	WHITE	3K/4K/5K	3,450	50W-100W	6	



**NEW**

## ARCHITECTURAL MINI WALLPACK G2

**COLOR TUNABLE**

PHOTOCELL INCLUDED - DISCONNECT IF NOT REQUIRED

CAT. NO.	PHOTOCELL	WATTS	VOLTS	HOUSING COLOR	COLOR TEMP	LUMENS @ MAX WATTS	REPLACES METAL HALIDE	CASE QTY	EACH
71590B	YES	15	120-277V	BRONZE	3K/4K/5K	2,129 @ 3K	50W	10	
71591B	YES	20	120-277V	BRONZE	3K/4K/5K	2,599 @ 3K	70W	10	
71592B	YES	30	120-277V	BRONZE	3K/4K/5K	3,947 @ 3K	100W	10	



**WHILE SUPPLIES LAST**

## ARCHITECTURAL MINI WALLPACK G1

CAT. NO.	OLD CAT.	WATTS	VOLTS	HOUSING COLOR	LUMENS	REPLACE METAL HALIDE	CASE QTY	EACH	
<b>NO PHOTOCELL</b>									
71590A	71590	15W	120-277V	BRONZE	1,954	50W	10		
71591A	71591	20W	120-277V	BRONZE	2,652	70W	10		
71592A	71592	30W	120-277V	BRONZE	3,436	100W	10		
<b>WITH PHOTOCELL</b>									
71593A	71593	15W	120-277V	BRONZE	1,954	50W	10		
71594A	71594	20W	120-277V	BRONZE	2,652	70W	10		
71595A	71595	30W	120-277V	BRONZE	3,436	100W	10		



## DESIGNER MINI WALLPACK GEN 2

CAT. NO.	PHOTOCELL	WATTS	VOLTS	HOUSING COLOR	COLOR TEMP	LUMENS	REPLACES METAL HALIDE	CASE QTY	EACH
71516B	YES	13W	120-277V	BRONZE	4000K	1,591	50W	12	
71517B	YES	13W	120-277V	WHITE	4000K	1,591	50W	12	
71518B	YES	13W	120-277V	BRONZE	5000K	1,630	50W	12	
71519B	YES	13W	120-277V	WHITE	5000K	1,630	50W	12	
71521B	YES	18W	120-277V	BRONZE	4000K	2,151	70W	12	
71522B	YES	18W	120-277V	WHITE	4000K	2,151	70W	12	
71523B	YES	18W	120-277V	BRONZE	5000K	2,200	70W	12	
71524B	YES	18W	120-277V	WHITE	5000K	2,200	70W	12	
71525B	YES	26W	120-277V	BRONZE	4000K	3,221	100W	12	
71526B	YES	26W	120-277V	WHITE	4000K	3,221	100W	12	
71527B	YES	26W	120-277V	BRONZE	5000K	3,221	100W	12	
71528B	YES	26W	120-277V	WHITE	5000K	3,221	100W	12	



# ENTRYWAY LIGHTING

## ORNAMENTAL ENTRYWAY LIGHTS



CAT. NO.	FIG.	PHOTOCELL	WATTS	VOLTS	HOUSING COLOR	COLOR TEMP	LUMENS	REPLACES METAL HALIDE	BEAM ANGLE	CASE QTY	EACH
72134	1	NO	9W	120V	BLACK	4000K	630	75W	110°	6	
72140	2	NO	9W	120V	BLACK	4000K	650	75W	96°	6	
71307	3	YES	6W	120V	BLACK	3000K	550	60W	120°	6	
71308	3	YES	6W	120V	BLACK	4000K	550	60W	120°	6	

## LOW PROFILE ENTRYWAY LIGHT



CAT. NO.	COLOR TEMP	WATTS	VOLTS	HOUSING COLOR	LUMENS	REPLACES METAL HALIDE	BEAM ANGLE	CASE QTY	EACH
72517	3000K	9W	120V	WHITE	850	75W	120°	6	
72518	4000K	9W	120V	WHITE	850	75W	120°	6	
72519	5000K	9W	120V	WHITE	850	75W	120°	6	

## JELLY JAR ENTRYWAY LIGHT



CAT. NO.	PHOTOCELL	WATTS	VOLTS	HOUSING COLOR	COLOR TEMP	LUMENS	REPLACES METAL HALIDE	CASE QTY	EACH
72100	NO	9W	120V	BLACK	4000K	650	70W	6	
72104	NO	12W	120V	BLACK	5000K	1,150	100W	6	

## CLASSIC ROUND ENTRYWAY LIGHT



CAT. NO.	PHOTOCELL	WATTS	VOLTS	HOUSING COLOR	COLOR TEMP	LUMENS	REPLACES METAL HALIDE	CASE QTY	EACH
72110	NO	12W	120V	BLACK	4000K	850	70W	6	
72114	NO	17W	120V	BLACK	4000K	1,350	100W	6	

## GLOBE ENTRYWAY LIGHT



CAT. NO.	PHOTOCELL	WATTS	VOLTS	HOUSING COLOR	COLOR TEMP	LUMENS	REPLACES METAL HALIDE	CASE QTY	EACH
72120	NO	9W	120V	BLACK	4000K	650	70W	6	
72124	NO	12W	120V	BLACK	4000K	1,150	100W	6	

## UP/DOWN WALL WASH LIGHTING



CAT. NO.	FIG.	WATTS	VOLTS	TYPE	DLC/ES	UL/ETL	BEAM ANGLE	HOUSING COLOR	LUMENS	REPLACES METAL HALIDE	CASE QTY	EACH
72500A*	1	12W	120-277V	DOWNLIGHT	ES	ETL	120°	BRONZE	1,100	50W	4	
72501	2	22W	120-277V	DOWNLIGHT	DLC	CULUS	100°	WHITE	2,445	70W	6	
72502	3	22W	120-277V	DOWNLIGHT	DLC	CULUS	106°	BRONZE	2,497	70W	6	
72503	3	22W	120-277V	DOWNLIGHT	DLC	CULUS	106°	WHITE	2,497	70W	6	
72504A	4	12W	120-277V	UP/DOWN	ES	CETLUS	120°	BLACK	2,200	70W	4	

\*NOT DLC LISTED

## BULKHEAD LIGHTING



CAT. NO.	FIG.	COLOR TEMP	DIAMETER	WATTS	VOLTS	HOUSING COLOR	LUMENS	REPLACES METAL HALIDE	CASE QTY	EACH
<b>SMALL 6" BULKHEAD LIGHTS</b>										
72150	1	5000K	5-1/2"	12W	120V	BLACK	1,150	75W	10	
72154	2	5000K	5-1/2"	12W	120V	BLACK	1,150	75W	10	
<b>LARGE 11" BULKHEAD LIGHTS</b>										
72160	1	5000K	11"	17W	120V	BLACK	1,760	100W	5	
72164	2	5000K	11"	17W	120V	BLACK	1,760	100W	5	
<b>RECTANGULAR BULKHEAD LIGHTS</b>										
72151	3	3000K	11-3/4" X 7-3/8" X 3-5/8"	9W	120V	BLACK	850	60W	6	
72152	3	4000K	11-3/4" X 7-3/8" X 3-5/8"	9W	120V	BLACK	850	60W	6	
72155	4	3000K	11-3/4" X 7-3/8" X 3-5/8"	9W	120V	BLACK	850	60W	6	
72156	4	4000K	11-3/4" X 7-3/8" X 3-5/8"	9W	120V	BLACK	850	60W	6	

# CANOPY LIGHTING

## SQUARE ULTRATHIN CANOPY GARAGE CANOPY



CAT. NO.	OLD CAT.	WATTS	VOLTS	HOUSING COLOR	COLOR TEMP	LUMENS	REPLACES METAL HALIDE	CASE QTY	EACH	
71600B	71600	45W	120/240/277V	BRONZE	4000K	5,167	150W	6		
71601B	71601	45W	120/240/277V	WHITE	4000K	5,167	150W	6		
71603B	71603	45W	120/240/277V	BRONZE	5000K	5,167	150W	6		
71604B	71604	45W	120/240/277V	WHITE	5000K	5,167	150W	6		
71606B	71606A	70W	120/240/277V	BRONZE	4000K	7,857	250W	6		
71607B	71607A	70W	120/240/277V	WHITE	4000K	7,857	250W	6		
71609B	71609A	70W	120/240/277V	BRONZE	5000K	7,857	250W	6		
71610B	71610A	70W	120/240/277V	WHITE	5000K	7,857	250W	6		
<b>ACCESSORIES</b>										
71598B				MICROWAVE MOTION SENSOR					1	
71599B				REMOTE FOR MICROWAVE MOTION SENSOR					1	



MOTION SENSOR AVAILABLE

## ROUND ULTRATHIN CANOPY



CAT. NO.	FIG.	WATTS	VOLTS	HOUSING COLOR	PHOTOCELL INCLUDED	COLOR TEMP	LUMENS	REPLACES METAL HALIDE	BEAM ANGLE	CASE QTY	EACH
<b>GARAGE CANOPY</b>											
71612	1	40W	120-277V	WHITE	NO	5000K	5,563	150W	169°	6	
71613	1	60W	120-277V	WHITE	NO	5000K	8,164	175W	169°	6	
71614	1	80W	120-277V	WHITE	NO	5000K	10,667	250W	169°	6	
<b>WALKWAY CANOPY</b>											
71615	2	40W	120-277V	WHITE	NO	5000K	5,017	150W	115°	4	
71616	2	60W	120-277V	WHITE	NO	5000K	7,828	175W	115°	4	
71617	2	80W	120-277V	WHITE	NO	5000K	10,118	250W	115°	4	



FIG. 1



FIG. 2



## ULTRATHIN RECESSED CANOPY SURFACE OR RECESS MOUNT GARAGE CANOPY

CAT. NO.	WATTS	VOLTS	HOUSING COLOR	COLOR TEMP	LUMENS	BEAM ANGLE	REPLACES METAL HALIDE	CASE QTY	EACH
71622	40W	120-277V	WHITE	5000K	4,402	148°	150W	1	
71624	60W	120-277V	WHITE	5000K	6,100	153°	250W	1	
<b>RECESSED MOUNT TRIM PLATE</b>									
71620									GARAGE CANOPY - RECESSED MOUNT TRIM

FIXTURE SHOWN WITH  
RECESSED MOUNT TRIM  
SOLD SEPARATELY  
CAT. NO. 71620



## GAS STATION/RECESSED CANOPY

CAT. NO.	OLD CAT.	WATTS	VOLTS	MOUNTING	LUMENS	REPLACES METAL HALIDE	DIMENSIONS			CASE QTY	EACH
							HI	H2	W		
71413A	71413	150W	120-277V	RECESSED	21,043	600W	9-5/8"	5"	20-1/2"	1	



## **NEW** GAS STATION SURFACE MOUNT CANOPY

CAT. NO.	OLD CAT.	WATTS	VOLTS	MOUNTING	LUMENS	REPLACES METAL HALIDE	CASE QTY	EACH
71411A	71411	120W	120-277V	SURFACE	15,802	400W	1	
71412A	71412	150W	120-277V	SURFACE	15,812	600W	1	



APRIL ARRIVAL 71414A

**SURFACE MOUNT BRACKET**  
SURFACE MOUNT BRACKET

FOR MORE INFO VISIT [MORRISPRODUCTS.COM](http://MORRISPRODUCTS.COM)

# PHOTOCONTROLS



## LED PHOTOCELLS



CAT. NO.	FIG.	MOUNTING	VOLTS	ON/OFF LUX	TUNGSTEN RATING (W)	BALLAST RATING (VA)	AMPS	CASE QTY	EACH
<b>LED BUTTON STYLE</b>									
39100	1	FIXTURE	120-277V	16 LX/24 LX	1000W	1,200 @ 120V 1,800 @ 208-277V	8A @ 120V 5A @ 208-277V	160	
39101	2	WALL PLATE	120-277V	16 LX/24 LX	1000W	1,200 @ 120V 1,800 @ 208-277V	8A @ 120V 5A @ 208-277V	100	
<b>LED SHUTTER STYLE</b>									
39102	3	FIXED	120-277V	16 LX/24 LX	1000W	1,200 @ 120V 1,800 @ 208-277V	8A @ 120V 5A @ 208-277V	200	
39103	3	SWIVEL	120-277V	16 LX/24 LX	1000W	1,200 @ 120V 1,800 @ 208-277V	8A @ 120V 5A @ 208-277V	100	
<b>LED PENCIL STYLE</b>									
39104	4	SWIVEL	120-277V	16 LX/24 LX	1000W	1,200 @ 120V 1,800 @ 208-277V	8A @ 120V - 5A @ 208-277V	200	

## LED TWIST-LOCK STYLE PHOTOCELLS

**25,000V!**



CAT. NO.	FIG.	MOUNTING	VOLTS	ON/OFF LUX	TUNGSTEN RATING (W)	BALLAST RATING (VA)	AMPS	CASE QTY	EACH
39106	1	TWIST LOCK	120-277V	16 LX/24 LX	1000W	1,800 @ 120V 1,800 @ 208-277V	8A @ 120V 5A @ 208-277V	100	
39107	1	TWIST LOCK	480V	16 LX/24 LX	1800W	1,800VA	5A	100	
<b>HIGH SURGE PROTECTION PHOTOCELLS - 25,000V</b>									
39112	2	TWIST LOCK	120-277V	10 LX/15 LX	1800W	1,800VA	15A @ 120V 6A @ 277V	30	

## RETROFIT SURGE PROTECTION MODULE

**25,000V!**



**QUICK TWIST LOCK  
INSTALLATION**

CAT. NO.	MOUNTING	VOLTS	ON/OFF LUX	TUNGSTEN RATING (W)	CASE QTY	EACH
88060	TWIST LOCK	120-277V	16 LX/24 LX	1000W	100	

## MECHANICAL PHOTOCONTROLS - LOCKING STYLE



### SPEC GRADE

CAT. NO.	FIG.	VOLTS	TUNGSTEN RATING (W)	BALLAST RATING (VA)	COLOR	CASE QTY	EACH
39053	1	120V	1800W	1000VA	GRAY	100	
39051	2	208-277V	1800W	1000VA	MAROON	100	

### STANDARD

CAT. NO.	FIG.	VOLTS	SURGE PROTECTION	TUNGSTEN RATING (W)	BALLAST RATING (VA)	COLOR	CASE QTY	EACH
39050	3	120V	-	1800W	1000VA	CLEAR	100	
39052	4	105-285V	235 JOULES/5,000A 820V CLAMPING	1000W	1800VA	BLUE	100	

## TWIST LOCK RECEPTACLES



CAT. NO.	FIG.	DESCRIPTION	CASE QTY	EACH
39070	1	RECEPTACLE FIXTURE MOUNT	100	
39072	2	RECEPTACLE WITH ALUMINUM BRACKET MOUNT	100	

PLEASE REVIEW ONLINE SPECIFICATION SHEETS. PICTURES AND CERTIFICATIONS MAY NOT BE 100% REPRESENTATIVE OF THE PRODUCT LISTED. TO VIEW DETAILS OF OUR DLC QUALIFIED PRODUCTS, PLEASE CONSULT THE DLC QUALIFIED PRODUCTS LIST AT [WWW.DESIGNLIGHTS.ORG/OPL](http://WWW.DESIGNLIGHTS.ORG/OPL)

# PHOTOCONTROLS



## MECHANICAL PHOTOCONTROLS - SHUTTER STYLE

### FIXED BASE

CAT. NO.	VOLTS	TUNGSTEN RATING (W)	BALLAST RATING (VA)	CASE QTY	EACH
39010	120V	2000W	2,000VA	100	
39012	208-277V	2000W	2,000VA	100	



### SWIVEL BASE

CAT. NO.	VOLTS	TUNGSTEN RATING (W)	BALLAST RATING (VA)	CASE QTY	EACH
39020	120V	2000W	2,000VA	100	
39022	208-277V	2000W	2,000VA	100	



### SPEC GRADE - FIXED BASE

CAT. NO.	VOLTS	TUNGSTEN RATING (W)	BALLAST RATING (VA)	LIGHT SENSOR	CASE QTY	EACH
39011	120V	3000W	3,000VA	1"	50	
39013	208-277V	3000W	3,000VA	1"	50	



## PHOTOCONTROLS

### PENCIL TYPE

FIG. 1  
SWIVEL BASE



CAT. NO.	FIG.	VOLTS	TUNGSTEN RATING (W)	BALLAST RATING (VA)	CASE QTY	EACH
39060	1	120V	1800W	1,100VA	100	
39062	1	208-277V	1800W	1,100VA	100	

### FLUSH MOUNT

CAT. NO.	FIG.	VOLTS	TUNGSTEN RATING (W)	BALLAST RATING (VA)	CASE QTY	EACH
39030	2	120V	1800W	1,100VA	150	
39032	2	208-277V	2000W	2,000VA	150	
<b>MINI-FLUSH MOUNT</b>						
39069	3	120V	600W	480VA	150	



FIG. 2

FIG. 3



## FLUSH MOUNT WITH WALLPLATE

CAT. NO.	VOLTS	TUNGSTEN RATING (W)	BALLAST RATING (VA)	CASE QTY	EACH
39040	120V	1800W	1,100VA	100	
39042	208-277V	2000W	2,000VA	100	



## PHOTOCONTROL MOUNT - SWIVEL EXTENDER

CAT. NO.	DESCRIPTION	BOX QTY	EACH
39063	PHOTOCONTROL MOUNT SWIVEL EXTENDER	1	



## PHOTOCONTROLS - ACCESSORIES



### SHORTING CAP

CAT. NO.	VOLTS	SURGE PROTECTION	TUNGSTEN RATING (W)	BALLAST RATING (VA)	COLOR	CASE QTY	EACH
39056	480V	-	7200W	7,200VA	BLACK	100	
39058	480V	460 JOULES/10,000A 820V CLAMPING	7200W	7,200VA	BLACK	100	



### OPEN CIRCUIT CAP

CAT. NO.	VOLTAGE	COLOR	CASE QTY	EACH
39057	480V	RED	100	

PLEASE REVIEW ONLINE SPECIFICATION SHEETS. PICTURES AND CERTIFICATIONS MAY NOT BE 100% REPRESENTATIVE OF THE PRODUCT LISTED. TO VIEW DETAILS OF OUR DLC QUALIFIED PRODUCTS, PLEASE CONSULT THE DLC QUALIFIED PRODUCTS LIST AT [WWW.DESIGNLIGHTS.ORG/QPL](http://WWW.DESIGNLIGHTS.ORG/QPL)

FOR MORE INFO VISIT [MORRISPRODUCTS.COM](http://MORRISPRODUCTS.COM)

# UFO HI-BAYS

## INDOOR

UNLESS OTHERWISE SPECIFIED DLC LISTED ITEMS ARE 5.1 OR GREATER

### SPECIFICATION GRADE UFO



#### 1-10V DIMMABLE

CAT. NO.	WATTS	COLOR TEMP	VOLTS	HOUSING COLOR	LUMENS	REPLACES METAL HALIDE	WEIGHT (LBS)	CASE QTY	EACH
74100B	100W	5000K	120-277V	BLACK	14,680	250W	7.2	1	
74101B	100W	4000K	120-277V	BLACK	14,796	250W	7.2	1	
74102B	150W	5000K	120-277V	BLACK	20,893	400W	7.2	1	
MAY ARRIVAL 74212	150W	5000K	120-277V	WHITE	20,893	400W	7.2	1	
74095B	150W	4000K	120-277V	BLACK	20,881	400W	7.2	1	
74104B	200W	5000K	120-277V	BLACK	29,079	600W	12	1	
MAY ARRIVAL 74214	200W	5000K	120-277V	WHITE	29,079	600W	12	1	
74094B	200W	4000K	120-277V	BLACK	29,112	600W	12	1	
74106B	240W	5000K	120-277V	BLACK	33,747	750W	12	1	
74093B	240W	4000K	120-277V	BLACK	34,016	750W	12	1	
74103B	160W/200W/240W	5000K	277-480V	BLACK	33,740	600W	12	1	

1-10V DIMMABLE

120-277V PLUG-&-PLAY

CENTER MOUNT MOTION SENSOR

EMERGENCY BATTERY BACKUP AVAILABLE

### COLOR & WATTAGE TUNABLE SPECIFICATION GRADE UFO



#### 1-10V DIMMABLE

CAT. NO.	WATTS	COLOR TEMP	VOLTS	HOUSING COLOR	DELIVERED LUMENS @ MAX WATTS	REPLACES METAL HALIDE	WEIGHT (LBS)	CASE QTY	EACH
74297	100W/120W/150W	3K/4K/5K	120-277V	BLACK	21,280	400W	7.2	1	
74198	100W/120W/150W	3K/4K/5K	120-277V	WHITE	21,280	400W	7.2	1	
74199	160W/200W/240W	3K/4K/5K	120-277V	WHITE	33,740	750W	12	1	

### SPECIFICATION GRADE UFO ACCESSORIES

SPEC GRADE ACCESSORIES WORK WITH THE SINGLE COLOR AND COLOR TUNABLE SPEC GRADE FIXTURES



CAT. NO.	FIG.	DESCRIPTION	CASE QTY	EACH
74143	1	1/2" - 3/4" NPT CONDUIT ADAPTOR	1	
74187B	2	MICROWAVE MOTION SENSOR - 120-277V FIXTURES	150	
74186B	3	PIR SENSOR - 120-277V FIXTURES	150	
74188B	4	REMOTE CONTROL - PIR AND MICROWAVE MOTION SENSORS	100	
76503	5	EMERGENCY BATTERY BACKUP - 120-277V ONLY	1	
76504	6	REMOTE CONTROL - EMERGENCY BATTERY BACKUP	1	
74110B	7	BLACK U-BRACKET - 100W-150W FIXTURES	20	
74112B	7	BLACK U-BRACKET - 200W-240W FIXTURES	20	
74135C	8	WIRE GUARD - 100W-150W FIXTURES	20	
74137C	8	WIRE GUARD - 200W-240W FIXTURES	20	
74119B	9	90° ALUMINUM REFLECTOR - 100W-150W FIXTURES	20	
74121B	9	90° ALUMINUM REFLECTOR - 200W-240W FIXTURES	20	
74123B	10	90° PC REFLECTOR - 100W-150W FIXTURES	1	
74149B	11	90° PC BOTTOM COVER - 100W-150W FIXTURES	1	
74125B	10	90° PC REFLECTOR - 200W-240W FIXTURES	1	
74152B	11	90° PC BOTTOM COVER - 200W-240W FIXTURES	1	



# UFO HI-BAYS

UNLESS OTHERWISE SPECIFIED DLC LISTED ITEMS ARE 5.1 OR GREATER



## ECONOMY UFO



100W - 240W



300W

*1-10V DIMMABLE NO MOTION SENSOR NO EMERGENCY BACKUP*

CAT. NO.	OLD CAT.	WATTS	COLOR TEMP	VOLTS	LUMENS	REPLACES METAL HALIDE	WEIGHT (LBS)	CASE QTY	EACH
74096A	74096	100W	5000K	120-277V	13,156	250W	9.5	1	
74097A	74097	150W	5000K	120-277V	19,082	400W	10	1	
74098A	74098	200W	5000K	120-277V	27,250	600W	13	1	
74099A	74099	240W	5000K	120-277V	31,975	750W	14	1	
74108A	74108	300W	5000K	120-277V	45,215	1000W	14	1	
74109A	74109	300W	5000K	<b>347-480V</b>	43,272	1000W	15	1	
<b>ACCESSORIES</b>									
74143				1/2" - 3/4" NPT CONDUIT ADAPTOR				1	
74804				PC REFLECTOR 100W-150W				1	
74803				PC REFLECTOR <b>COVER</b> FOR 100-150W				1	



## ULTRA-ECONOMY UFO

*NOT DLC LISTED*



EYE HOOK MOUNT



*LOW PROFILE EYE HOOK MOUNT ONLY NO MOTION SENSOR NO EMERGENCY BACKUP*

CAT. NO.	WATTS	COLOR TEMP	VOLTS	LUMENS	REPLACES METAL HALIDE	WEIGHT (LBS)	CASE QTY	EACH
74291	150W	5000K	120-277V	17,763	400W	4.8	1	
74292	200W	5000K	120-277V	22,525	600W	6.5	1	
74293	240W	5000K	120-277V	27,684	750W	8.5	1	

PLEASE REVIEW ONLINE SPECIFICATION SHEETS. PICTURES AND CERTIFICATIONS MAY NOT BE 100% REPRESENTATIVE OF THE PRODUCT LISTED. TO VIEW DETAILS OF OUR DLC QUALIFIED PRODUCTS, PLEASE CONSULT THE DLC QUALIFIED PRODUCTS LIST AT [WWW.DESIGNLIGHTS.ORG/OPL](http://WWW.DESIGNLIGHTS.ORG/OPL)

FOR MORE INFO VISIT [MORRISPRODUCTS.COM](http://MORRISPRODUCTS.COM)

# LINEAR HI-BAYS/TROFFERS

UNLESS OTHERWISE SPECIFIED DLC LISTED ITEMS ARE 5.1 OR GREATER

## GEN 5 LINEAR HIGH BAY I-BEAM DESIGN



CLEAR LENS

TRIANGULAR SUSPENSION MOUNT HOOKS INCLUDED

EXTERNAL END MOUNT MOTION SENSOR AVAILABLE

FLICKER FREE DRIVER

1-10V DIMMABLE

EMERGENCY BATTERY BACKUP AVAILABLE

480 VOLT FIXTURES IN STOCK

4000K FIXTURES IN STOCK

CAT. NO.	OLD CAT.	WATTS	VOLTS	COLOR TEMP	LUMENS	REPLACES FLUORESCENT	CASE QTY	MIN ORDER QTY	EACH	
71703A		50W	120-277V	5000K	7,207	128W	2	2		
71705A		50W	120-277V	4000K	7,157	128W	2	2		
71706A	71706	110W	120-277V	5000K	15,303	216W	2	2		
7V708A	71708	110W	120-277V	4000K	15,406	216W	2	2		
71709A	71709	165W	120-277V	5000K	22,663	324W	2	2		
71711A	71711	165W	120-277V	4000K	22,975	324W	2	2		
71713A	71713	220W	120-277V	5000K	30,172	500W	2	2		
71715A	71715	220W	120-277V	4000K	30,245	500W	2	2		
71718A		300W	120-277V	5000K	42,321	-	2	2		
71710A		165W	<b>347-480V</b>	5000K	21,910	324W	2	2		
<b>ACCESSORIES</b>										
71716A		EMERGENCY BACKUP 20W 90 MINUTES FOR 110-220W FIXTURES						10	1	
71746A		PIR MOTION SENSOR						20	1	
71729B		MICROWAVE MOTION SENSOR						20	1	
71769A		REMOTE CONTROL FOR PIR & MOTION SENSORS						10	1	
71717A		SUSPENSION CABLE						200	1	
71738A		PENDANT MOUNT FOR 480V						20	1	
71739A		PENDANT MOUNT FOR 120-277V						20	1	
71740A		SURFACE MOUNT KIT FOR 480V						40	SET OF 2	
71741A		SURFACE MOUNT KIT FOR 120-277V						40	SET OF 2	
74142B		WIRE GUARD FOR 50-165W						20	1	
71745A		WIRE GUARD FOR 220-300W						20	1	

## COLOR & WATTAGE TUNABLE LED TROFFERS



CAT. NO.	OLD CAT.	SIZE	COLOR TEMP	WATTS RANGE	VOLTS	DELIVERED LUMENS @ MAX WATTS	LM/W	DIMMING	REPLACES FLUORESCENT	ORDER IN CASE QTY	EACH
<b>3500K - 5000K CCT &amp; WATTAGE TUNABLE DLC PREMIUM</b>											
71789B	-	2X2	3.5K/4K/5K	20W/25W/30W	120-277V	3,750	125	0-10V	64-128W	2	
71784B		2X4	3.5K/4K/5K	34W/38W/45W	120-277V	5,625	125	0-10V	64-128W	2	

PLEASE REVIEW ONLINE SPECIFICATION SHEETS. PICTURES AND CERTIFICATIONS MAY NOT BE 100% REPRESENTATIVE OF THE PRODUCT LISTED. TO VIEW DETAILS OF OUR DLC QUALIFIED PRODUCTS, PLEASE CONSULT THE DLC QUALIFIED PRODUCTS LIST AT [WWW.DESIGNLIGHTS.ORG/QPL](http://WWW.DESIGNLIGHTS.ORG/QPL)

# LED FLATPANELS

UNLESS OTHERWISE SPECIFIED DLC LISTED ITEMS ARE 5.1 OR GREATER



## COLOR & WATTAGE TUNABLE LED PANELS BACKLIT



2X2



1X4



2X4

CLASS 2 ISOLATED FLICKER FREE DRIVERS 0-10V DIMMABLE EMERGENCY BACKUP

CAT. NO.	OLD CAT.	SIZE	COLOR TEMP	FIXTURE HEIGHT	WATTS RANGE	VOLTS	DELIVERED LUMENS @MAX WATTS	LM/W	DIMMING	REPLACES FLUORESCENT	ORDER IN CASE QTY	EACH
<b>3500K - 5000K CCT &amp; WATTAGE TUNABLE DLC STANDARD</b>												
71174C	71174B	1X4	3.5K/4K/5K	1-5/8"	20W/30W/35W	120-277V	4,088	121	0-10V	64-128W	4	
71164C	71164B	2X2	3.5K/4K/5K	1-5/8"	20W/30W/35W	120-277V	4,166	123	0-10V	64-128W	4	
71165C	71165B	2X4	3.5K/4K/5K	1-5/8"	30W/35W/45W	120-277V	5,403	127	0-10V	64-128W	4	
<b>3500K - 5000K CCT &amp; WATTAGE TUNABLE DLC PREMIUM</b>												
71764C		2X2	3.5K/4K/5K	1-5/8"	20W/25W/30W	120-277V	3,772	128	0-10V	64-128W	4	
71774C		2X4	3.5K/4K/5K	1-5/8"	30W/35W/40W	120-277V	4,949	126	0-10V	64-128W	4	

NOTE - SEE LED BACKLIT PANELS CHART BELOW FOR ACCESSORIES

FOR 1X4 PANELS, 3500K PANELS, OR DLC PREMIUM PANELS SEE CHART ABOVE




## LED BACKLIT PANELS

CAT. NO.	OLD CAT.	FIXTURE TYPE	FIXTURE HEIGHT	SIZE	COLOR TEMP	WATTS	VOLTS	LUMENS	LM/W	REPLACES FLUORESCENT	ORDER IN CASE QTY	EACH
<b>2X2 DLC STANDARD</b>												
71767C	71767A	BACKLIT	1-5/8"	2X2	4000K	30W	120-277V	3,686	121	64-128W	4	
71761C	71761B	BACKLIT	1-5/8"	2X2	4000K	40W	120-277V	4,813	112	64-128W	4	
71762C	71762B	BACKLIT	1-5/8"	2X2	5000K	40W	120-277V	4,859	114	64-128W	4	
<b>2X4 DLC STANDARD</b>												
71777C	71777B	BACKLIT	1-5/8"	2X4	4000K	40W	120-277V	4,739	118	128-216W	4	
71778C	71778B	BACKLIT	1-5/8"	2X4	5000K	40W	120-277V	4,878	123	128-216W	4	
71771C	71771B	BACKLIT	1-5/8"	2X4	4000K	50W	120-277V	5,460	110	128-216W	4	
71772C	71772B	BACKLIT	1-5/8"	2X4	5000K	50W	120-277V	5,845	121	128-216W	4	
<b>ACCESSORIES</b>												
71786A						15W EMERGENCY BATTERY BACKUP (FOR USE WITH 30W AND 40W PANELS)					1	
71787A						20W EMERGENCY BATTERY BACKUP (FOR USE WITH 50W PANELS)					1	
71794B	71794					1X4, 2X2, 2X4 SUSPENSION HANGING KIT					1	
71797B	71797A					2X2 SURFACE MOUNTING TRIM KIT (WHITE)					1	
71798B	71798A					1X4 SURFACE MOUNTING TRIM KIT (WHITE)					1	
71799B	71799A					2X4 SURFACE MOUNTING TRIM KIT (WHITE)					1	

NOTE - ITEMS ARE cULus OR ETL LISTED. PLEASE REFER TO ONLINE SPECIFICATION SHEETS



## COLOR & WATTAGE TUNABLE SURFACE MOUNT LED PANELS BACKLIT



INTEGRAL SURFACE MOUNT FRAME AND FIXTURE FOR FAST, COST EFFECTIVE MOUNTING TO SHEETROCK

LOW PROFILE REDUCED LABOR COST COLOR & WATTAGE TUNABLE

CAT. NO.	SIZE	COLOR TEMP	FIXTURE HEIGHT	WATTS RANGE	VOLTS	DELIVERED LUMENS @MAX WATTS	LM/W	DIMMING	REPLACES FLUORESCENT	ORDER IN CASE QTY	EACH
<b>3500K - 5000K CCT &amp; WATTAGE TUNABLE DLC PREMIUM</b>											
72802	2X2	3.5K/4.1K/5K	1-3/4"	20W/25W/30W/36W/40W	120-277V	4,901	126	0-10V	64-128W	2	
72804	2X4	3.5K/4.1K/5K	1-3/4"	25W/30W/40W/45W/50W	120-277V	6,373	126	0-10V	64-128W	2	

FOR MORE INFO VISIT MORRISPRODUCTS.COM

# VAPORTIGHT / SHOPLIGHTS

UNLESS OTHERWISE SPECIFIED DLC LISTED ITEMS ARE 5.1 OR GREATER

## COLOR TUNABLE LED LINEAR VAPORTIGHT



0-10V DIMMABLE

CAT. NO.	LENGTH	COLOR TEMP	WATTS	VOLTS	LUMENS	CRI	LISTING	REPLACES FLUORESCENT	CASE QTY	EACH
71900B	2'	3.5K/4K/5K	25W	120-277V	3,000 @ 3.5K/5K 3,375 @ 4K	80	CULUS	64-128W	6	
71901B	4'	3.5K/4K/5K	40W	120-277V	4,800 @ 3.5K/5K 5,400 @ 4K	80	CULUS	64-128W	6	
71915A										10W EMERGENCY BATTERY BACKUP - 4' ONLY
71721A										INTERNAL MICROWAVE MOTION SENSOR - 4' ONLY
71719A										INTERNAL MOTION SENSOR CONTROLLER - 4' ONLY
71729A										EXTERNAL MICROWAVE MOTION SENSOR - 4' ONLY
71736A										EXTERNAL MICROWAVE MOTION SENSOR CONTROLLER - 4' ONLY

## COLOR TUNABLE 8' LED LINEAR VAPORTIGHT



0-10V DIMMABLE

CAT. NO.	LENGTH	COLOR TEMP	WATTS	VOLTS	LUMENS	CRI	REPLACES FLUORESCENT	CASE QTY	MIN ORDER QTY	EACH
71904A*	8'	3K/4K/5K	70W	120-277V	7,820 @ 3000K	86	64-128W	1	4	

\*8' VAPORTIGHT FIXTURES REQUIRE A \$750 MINIMUM ORDER FOR FREIGHT ALLOWED SHIPMENT

## LED VAPORTIGHT JELLY JARS



FIG. 1

FIG. 2

CAT. NO.	OLD CAT.	FIG.	WATTS	VOLTS	DELIVERED LUMENS	REPLACE METAL HALIDE	MOUNT	WEIGHT (LBS)	CASE QTY	EACH
72105A	72105	1	11W	120-277V	1,112	50W	CEILING	1.8	6	
72107A	72107	1	23W	120-277V	2,632	100W	CEILING	1.9	6	
72106A	72106	2	11W	120-277V	1,112	50W	WALL	2.5	2	
72108A	72108	2	23W	120-277V	2,632	100W	WALL	2.6	6	

## LED LINEAR SHOPLIGHT



71928A



71930A



71946A

40W LINKABLE UP TO 8 FIXTURES 23W LINKABLE UP TO 12 FIXTURES

CAT. NO.	LENGTH	COLOR TEMP	WATTS	VOLTS	DELIVERED LUMENS	CRI	REPLACES FLUORESCENT	LINKABLE	CASE QTY	EACH
71928A	4'	5000K	18W	120V	1,953	83	64W	NO	24	
71930A	4'	5000K	23W	120V	2,412	83	64W	YES	12	
71946A	4'	5000K	40W	120V	4,006	83	64-128W	YES	8	

# CLASSIC WRAPS

UNLESS OTHERWISE SPECIFIED DLC LISTED ITEMS ARE 5.1 OR GREATER



## COLOR TUNABLE LED CLASSIC STRIPLIGHT



0-10V DIMMABLE

FAST/EASY LENS REMOVAL  
NO TOOL REQUIRED

CAT. NO.	LENGTH	COLOR TEMP	WATTS	VOLTS	LUMENS	CRI	REPLACES FLUORESCENT	CASE QTY	EACH
71914A*	2'	3.5K/4K/5K	20W	120-277V	3,125	82	64-128W	10	
71913B	4'	3.5K/4K/5K	22/28/40W	120-277V	5,317	82	64-128W	6	
<b>ACCESSORIES</b>									
71729A									MICROWAVE MOTION SENSOR
71736A									MICROWAVE MOTION SENSOR REMOTE CONTROL
71915A									10W EMERGENCY BATTERY BACKUP

\* NOT DLC LISTED



## COLOR & WATTAGE TUNABLE 8' LED CLASSIC STRIPLIGHT



FAST/EASY LENS REMOVAL  
NO TOOL REQUIRED

CAT. NO.	LENGTH	COLOR TEMP	WATTS	VOLTS	LUMENS @ MAX WATTS	CRI	REPLACES FLUORESCENT	CASE QTY	MOQ	EACH
71980*	8'	3.5K/4K/5K	38W/46W/54W	120-277V	7,796	82	64-128W	4	4	
71984*	8'	3.5K/4K/5K	65W/75W/90W	120-277V	12,406	83	64-128W	4	4	

\*8' STRIPLIGHT FIXTURES REQUIRE A \$750 MINIMUM ORDER FOR FREIGHT ALLOWED SHIPMENT



## LED CLASSIC SUSPENDED STRIPLIGHT SUSPENDED OR SURFACE MOUNTABLE



0-10V DIMMABLE

CAT. NO.	LENGTH	COLOR TEMP	WATTS	VOLTS	LUMENS	CRI	REPLACES FLUORESCENT	CASE QTY	EACH
71922	4'	5000K	40W	120-277V	5,000	80	64-128W	6	
71923	4'	4000K	40W	120-277V	5,000	80	64-128W	6	
71948A									SUSPENSION KIT



## LED COVE LINEAR WRAP

0-10V DIMMABLE  
COVE OR WALL MOUNT



CAT. NO.	LENGTH	COLOR TEMP	WATTS	VOLTS	LUMENS	CRI	REPLACES FLUORESCENT	CASE QTY	EACH
72401	2'	5000K	25W	120-277V	3,272	85	64-128W	4	
72403	4'	5000K	55W	120-277V	7,036	85	64-128W	4	

# LINEAR WRAPS

UNLESS OTHERWISE SPECIFIED DLC LISTED ITEMS ARE 5.1 OR GREATER

## LED CLASSIC LINEAR WRAP



*O-10V DIMMABLE*

CAT. NO.	LENGTH	COLOR TEMP	WATTS	VOLTS	LUMENS	CRI	REPLACES FLUORESCENT	CASE QTY	EACH	
71942A	2'	5000K	25W	120-277V	3,000	83	64W	1		
71943A	2'	4000K	25W	120-277V	3,000	83	64W	1		
71940A	4'	5000K	40W	120-277V	4,800	83	64-128W	1		
71941A	4'	4000K	40W	120-277V	4,800	83	64-128W	1		
<i>ACCESSORIES</i>										
71729A	MICROWAVE MOTION SENSOR								1	
71736A	REMOTE CONTROL FOR MICROWAVE MOTION SENSOR								1	

## COLOR TUNABLE LED CLASSIC LINEAR WRAP



*O-10V DIMMABLE*

CAT. NO.	LENGTH	COLOR TEMP	WATTS	VOLTS	LUMENS	CRI	REPLACES FLUORESCENT	CASE QTY	EACH	
71944A	4'	3.5K/4K/5K	40W	120-277V	4,800	83	64-128W	1		
<i>ACCESSORIES</i>										
71729A	MICROWAVE MOTION SENSOR								1	
71736A	REMOTE CONTROL FOR MICROWAVE MOTION SENSOR								1	

## LED DESIGNER LINEAR-ARC WRAP



*O-10V DIMMABLE FAST/EASY LENS REMOVAL NO TOOL REQUIRED*

CAT. NO.	DESCRIPTION	LUMENS	LENGTH	WATTS	COLOR TEMP	VOLTS	REPLACES FLUORESCENT	DIMENSIONS			CASE QTY	EACH
								L	W	H		
71934A	2' WRAP	2,903	2'	25W	4000K	120-277V	64W	24-5/8"	4-3/4"	2-7/8"	6	
71935A	2' WRAP	2,903	2'	25W	5000K	120-277V	64W	24-5/8"	4-3/4"	2-7/8"	6	
71936A	2' REFLECTORS					SET OF 2					6	
71932A	4' WRAP	4,800	4'	40W	4000K	120-277V	64-128W	48"	4-3/4"	2-7/8"	6	
71931A	4' WRAP	4,800	4'	40W	5000K	120-277V	64-128W	48"	4-3/4"	2-7/8"	6	
71933	4' REFLECTORS					SET OF 2					6	

## ECONOMY WRAP



*O-10V DIMMABLE FAST/EASY LENS REMOVAL NO TOOL REQUIRED*

CAT. NO.	LENGTH	COLOR TEMP	WATTS	VOLTS	LUMENS	CRI	REPLACES FLUORESCENT	CASE QTY	EACH
71974	4'	5000K	40W	120-277V	4,852	83	64-128W	4	
71975	4'	4000K	40W	120-277V	4,875	81	64-128W	4	

# DESIGNER WRAPS

UNLESS OTHERWISE SPECIFIED DLC LISTED ITEMS ARE 5.1 OR GREATER



## COLOR & WATTAGE TUNABLE ARCHITECTURAL LINEAR ARC WRAP

### 0-10V DIMMABLE

CAT. NO.	SIZE	COLOR TEMP	WATTS	VOLTS	LUMENS	BEAM ANGLE	LM/W	CRI	REPLACES FLUORESCENT	ORDER IN CASE QTY	EACH
71945A	4'	3.5K-5K	32W-45W	120-277V	5,400 @ 45W 3,800 @ 32W	120°	120	82	50W	1	
71947A	2'	3.5K-5K	20W-30W	120-277V	3,600 @ 30W 2,400 @ 20W	120°	120	82	30W	1	

### ACCESSORIES

71948A	SUSPENSION KIT - 1 SET										1
71729A	EXTERNAL MICROWAVE MOTION SENSOR										1
71736A	EXTERNAL MICROWAVE MOTION SENSOR CONTROLLER										1
71721A	INTERNAL MICROWAVE MOTION SENSOR										1
71719A	INTERNAL MICROWAVE MOTION SENSOR CONTROLLER										1
71920A	EMERGENCY BATTERY BACKUP KIT (4' FIXTURE ONLY)										1
71720A	10' WIRING WHIP										1



### 0-10V DIMMABLE

## DESIGNER LINEAR WRAP

CAT. NO.	SIZE	COLOR TEMP	WATTS	VOLTS	DELIVERED LUMENS	BEAM ANGLE	LM/W	CRI	REPLACES FLUORESCENT	ORDER IN CASE QTY	EACH
<b>SUSPENSION KIT INCLUDED</b>											
71953A*	4'	5000K	40W	120-277V	5,070	H104; V134	111	82	64-128W	2	
71954A	4'	4000K	40W	120-277V	5,070	H104; V134	112	80	64-128W	2	
71955A	4'	3500K	40W	120-277V	4,950	H104; V134	110	80	64-128W	2	

### ACCESSORIES

71956A	FROSTED LENS (LOUVERED LENS STANDARD)										1 SET
71957A	CONNECTION KIT										1 SET
71952A	SUSPENSION KIT (INCLUDED WITH FIXTURE)										1 SET
71720A	10' WIRING WHIP										1

\* NOT DLC LISTED



### 0-10V DIMMABLE ADJUSTABLE UP/DOWN OPTICS


## DESIGNER UP/DOWN LINEAR WRAP

### ADJUSTABLE UP/DOWN OPTICS

CAT. NO.	SIZE	COLOR TEMP	WATTS	VOLTS	LUMENS	BEAM ANGLE	LM/W	CRI	REPLACES FLUORESCENT	ORDER IN CASE QTY	EACH
<b>SUSPENSION KIT INCLUDED</b>											
71960A	4'	5000K	60W	120-277V	6,200	H102; V44	90	82	128-216W	1	
71961A	4'	4000K	60W	120-277V	6,195	H102; V44	90	80	128-216W	1	
71962A	4'	3500K	60W	120-277V	6,022	H102; V44	90	80	128-216W	1	

### ACCESSORIES

71952A	SUSPENSION KIT (INCLUDED WITH FIXTURE)										1 SET
71963A	CONNECTION PLATE (SET OF 2)										1
71915A	10W EMERGENCY BACKUP										1
71720A	10' WIRING WHIP										1



### 0-10V DIMMABLE


## LED UP/DOWN FLAT PANEL

CAT. NO.	SIZE	COLOR TEMP	WATTS	VOLTS	DELIVERED LUMENS	BEAM ANGLE	LM/W	CRI	REPLACES FLUORESCENT	ORDER IN CASE QTY	EACH
<b>SUSPENSION KIT INCLUDED</b>											
71949A*	4'	5000K	40W	120-277V	4,309	H158; V158	112	82	64-128W	2	
71950A	4'	4000K	40W	120-277V	4,104	H158; V158	109	80	64-128W	2	
71951A*	4'	3500K	40W	120-277V	4,001	H158; V158	106	80	64-128W	2	

### ACCESSORIES

71952A	SUSPENSION KIT (INCLUDED WITH FIXTURE)										1 SET
71720A	10' WIRING WHIP										1

\* NOT DLC LISTED



# FIXTURE HANGERS

## LOOP CABLE GRIPS

SECONDARY RETENTION



FIG. 1



FIG. 2



FIG. 3

CAT. NO.	FIG.	DESCRIPTION	BAG QTY	EACH
17200	1	SMALL LOOP CABLE GRIP 1/16" - 5/64" 110LB TENSILE	10	
17201	2	MEDIUM LOOP CABLE GRIP 3/32" - 1/8" 250LB TENSILE	10	
17202	3	LARGE LOOP CABLE GRIP 3/16" 660LB TENSILE	5	

## MINI/SMALL LOOP CABLE GRIPS



FIG. 1



FIG. 2



FIG. 3



FIG. 4

CAT. NO.	FIG.	DESCRIPTION	BAG QTY	EACH
17203	1	MINI LOOP CABLE GRIP WITH LOOPEW WIRE ROPE - 3/64" - 1/16" X 10' 66LB TENSILE	1 KIT	
17204	2	MINI LOOP CABLE GRIP WITH STUD END WIRE ROPE - 3/64" - 1/16" X 10' 66LB TENSILE	1 KIT	
17205	3	MINI LOOP CABLE GRIP WITH Y LOOPEW WIRE ROPE - 3/64" - 1/16" X 1' 66LB TENSILE	1 KIT	
17206	4	SMALL LOOP CABLE GRIP WITH LOOPEW WIRE ROPE - 5/64" - 1/16" X 10' 110LB TENSILE	1 KIT	

## MINI/SMALL LOOP CABLE GRIPS



FIG. 1



FIG. 2



FIG. 3



FIG. 4

CAT. NO.	FIG.	DESCRIPTION	BAG QTY	EACH
17207	1	WIRE ROPE WITH HALF BALL END STOP 3/64" X 60" 36LB TENSILE	10	
17208	2	WIRE ROPE WITH HALF BALL END STOP 1/16" X 60" 66LB TENSILE	10	
17209	3	WIRE ROPE WITH "TEE" CRIMP END STOP 5/64" X 60" 110LB TENSILE	10	
17210	4	WIRE ROPE WITH "TEE" CRIMP END STOP 1/8" X 60" 250LB TENSILE	10	

## WIRE ROPE HANGERS



FIG. 1



FIG. 2



FIG. 3



FIG. 4



FIG. 5



FIG. 6



FIG. 7



FIG. 8

CAT. NO.	FIG.	DESCRIPTION	TENSILE STRENGTH/ LBS	CASE QTY	EACH
17211	1	WIRE ROPE LOOPEW END 1/16" X 60"	66	100	
17212	1	WIRE ROPE LOOPEW END 5/64" X 60"	110	100	
17213	1	WIRE ROPE LOOPEW END 1/8" X 60"	250	100	
17214	1	WIRE ROPE LOOPEW END 3/16" X 60"	660	100	
17215	2	WIRE ROPE WITH TOGGLE 1/16" X 60"	66	100	
17216	2	WIRE ROPE WITH TOGGLE 5/64" X 60"	110	100	
17217	2	WIRE ROPE WITH TOGGLE 1/8" X 60"	250	100	
17218	3	WIRE ROPE WITH Y TOGGLE 1/16" X 60"	66	400	
17219	3	WIRE ROPE WITH Y TOGGLE 5/64" X 60"	110	400	
17220	3	WIRE ROPE WITH Y TOGGLE 1/8" X 60"	250	400	
17221	4	WIRE ROPE WITH V TOGGLE 1/16" X 60"	66	400	
17222	4	WIRE ROPE WITH V TOGGLE 5/64" X 60"	110	400	
17223	4	WIRE ROPE WITH V TOGGLE 1/8" X 60"	250	400	
17224	5	WIRE ROPE WITH V HOOK & BLOCKER 1/16" X 60"	66	600	
17225	6	WIRE ROPE WITH STUD 1/16" X 12" "V" LENGTH = 1FT	66	400	
17226	6	WIRE ROPE WITH STUD 1/8" X 12" "V" LENGTH = 1FT	250	400	
17227	7	WIRE ROPE WITH STUD 1/16" X 12"	66	400	
17228	7	WIRE ROPE WITH STUD 60" X 1/8"	250	400	
17229	8	WIRE ROPE ROLL 1/16"	66	50	
17230	8	WIRE ROPE ROLL 1/8" X 500'	250	50	

PLEASE REVIEW ONLINE SPECIFICATION SHEETS. PICTURES AND CERTIFICATIONS MAY NOT BE 100% REPRESENTATIVE OF THE PRODUCT LISTED. TO VIEW DETAILS OF OUR DLC QUALIFIED PRODUCTS, PLEASE CONSULT THE DLC QUALIFIED PRODUCTS LIST AT [WWW.DESIGNLIGHTS.ORG/OPL](http://WWW.DESIGNLIGHTS.ORG/OPL)



# ROUND PANELS



## COLOR TUNABLE ROUND PANELS

FIXTURE SHOWN WITH  
OPTIONAL EMERGENCY  
BATTERY BACKUP



ULTRA-THIN 5/8" DEPTH

AVAILABLE IN - 6" (10W), 8" (15W) & 12" (18W)

TRIAC DIMMING EMERGENCY BATTERY BACKUP AVAILABLE

CAT. NO.	DIAMETER	WATTS	VOLTS	COLOR TEMP	DELIVERED LUMENS	CRI	REPLACES INCANDESCENT	CASE QTY	EACH	
72290	6"	10W	120V	3K-5K	650	>90	75W	10		
72291	8"	15W	120V	3K-5K	1,050	>90	100W	8		
72292	12"	18W	120V	3K-5K	1,250	>90	150W	6		
<b>EMERGENCY BACKUP (8" ONLY)</b>										
72722	DUMMY EMERGENCY DRIVER HOUSING - NO EMERGENCY BACKUP								1	
72723	8W EMERGENCY BATTERY BACKUP & HOUSING								1	

## ROUND PANEL REPLACEMENT RINGS

FOR 6" & 8" PANELS



**BLACK**



**NICKEL**



**OIL RUBBED  
BRONZE**

REPLACEMENT RINGS ARE NOT COMPATIBLE WITH THE EMERGENCY BATTERY BACKUP OR  
DUMMY EMERGENCY DRIVER HOUSING

CAT. NO.	DESCRIPTION	CASE QTY	EACH
72293	6" BLACK REPLACEMENT RING	12	
72294	6" BRUSHED NICKEL REPLACEMENT RING	12	
72295	6" OIL RUBBED BRONZE REPLACEMENT RING	12	
72296	8" BLACK REPLACEMENT RING	12	
72297	8" BRUSHED NICKEL REPLACEMENT RING	12	
72298	8" OIL RUBBED BRONZE REPLACEMENT RING	12	

# NEW CONSTRUCTION DOWNLIGHTING

## COLOR TUNABLE FLUSH LENS DOWNLIGHT - REMOTE DRIVER



18 CU IN WIRING COMPARTMENT

### TRIAC DIMMING

CAT. NO.	SIZE	TRIM STYLE	COLOR TEMP	WATTS	LUMENS	VOLTS	CRI	REPLACES INCANDESCENT	CASE QTY	EACH
72680A	4"	SMOOTH/FLUSH	2.7K/3K/3.5K/4K/5K	10W	650	120V	90	75W	24	
72682A	6"	SMOOTH/FLUSH	2.7K/3K/3.5K/4K/5K	15W	1,100	120V	90	100W	24	

## COLOR & WATTAGE TUNABLE RECESSED DOWNLIGHT



CAT. NO.	SIZE	TRIM STYLE	COLOR TEMP	WATTS	LUMENS	VOLTS	CRI	REPLACES INCANDESCENT	CASE QTY	EACH
<b>NEW</b> 72769	4"	SMOOTH	2.7K/3K/3.5K/4K/5K	7/10/13W	600/850/1,050	120-277V	93	40-75W	12	
72638	6"	SMOOTH	3K/4K/5K	10/15/22W	1,750/1,950/2,150	120-277V	93	75-150W	6	
72639	8"	SMOOTH	3K/4K/5K	12/20/30W	2,100/2,250/2,400	120-277V	93	75-150W	6	

## DOWNLIGHT WITH JUNCTION BOX



### TRIAC DIMMING



CAT. NO.	SIZE	TRIM STYLE	COLOR TEMP	WATTS	LUMENS	VOLTS	CRI	BEAM ANGLE	DIMMING	REPLACES INCANDESCENT	CASE QTY	EACH
<b>ROUND DRIVERLESS 120V ONLY</b>												
72676	4"	PC BAFFLE	3000K	10W	847	120V	82	101	TRIAC	75W	12	
72677	4"	PC BAFFLE	4000K	10W	868	120V	81	101	TRIAC	75W	12	
72678	4"	PC SMOOTH	3000K	10W	847	120V	82	101	TRIAC	75W	12	
72679	4"	PC SMOOTH	4000K	10W	868	120V	81	101	TRIAC	75W	12	
<b>ROUND 120-277V</b>												
72640	4"	ALUM BAFFLE	3000K	10W	780	120-277V	92	94	TRIAC @120V	75W	12	
72641	4"	ALUM BAFFLE	4000K	10W	800	120-277V	92	94	TRIAC @120V	75W	12	
72643A	6"	ALUM BAFFLE	3000K	15W	1,020	120-277V	93	97	TRIAC	100W	12	
72644A	6"	ALUM BAFFLE	4000K	15W	1,120	120-277V	93	97	TRIAC	100W	12	
72645A	6"	ALUM BAFFLE	5000K	15W	1,130	120-277V	93	97	TRIAC	100W	12	
72653	8"	ALUM BAFFLE	3000K	25W	1,750	120-277V	92	94	TRIAC @120V	150W	6	
72654	8"	ALUM BAFFLE	4000K	25W	1,900	120-277V	92	94	TRIAC @120V	150W	6	
72655	8"	ALUM BAFFLE	5000K	25W	1,900	120-277V	92	94	TRIAC @120V	150W	6	
72685	10"	ALUM BAFFLE	3000K	40W	3,380	120-277V	82	98	0-10V	200W	4	
72686	10"	ALUM BAFFLE	4000K	40W	3,592	120-277V	82	98	0-10V	200W	4	
72687	10"	ALUM BAFFLE	5000K	40W	3,916	120-277V	82	98	0-10V	200W	4	
72688	10"	ALUM BAFFLE	3000K	50W	4,536	120-277V	82	98	0-10V	300W	4	
72689	10"	ALUM BAFFLE	4000K	50W	4,583	120-277V	82	98	0-10V	300W	4	
72690	10"	ALUM BAFFLE	5000K	50W	4,813	120-277V	82	98	0-10V	300W	4	
<b>SQUARE 120V ONLY</b>												
72646	4"	SMOOTH	3000K	10W	700	120V	92	92	TRIAC	75W	12	
72647	4"	SMOOTH	4000K	10W	700	120V	92	93	TRIAC	75W	12	
72650	6"	SMOOTH	3000K	15W	937	120V	90	97	TRIAC	100W	12	
72651	6"	SMOOTH	4000K	15W	937	120V	90	97	TRIAC	100W	12	
72652	6"	SMOOTH	5000K	15W	937	120V	90	97	TRIAC	100W	12	

# SURFACE MOUNT DOWNLIGHTING



## NEW! 8" SURFACE MOUNT LIGHTING

TORSION SPRINGS AND EDISON PLUG ADAPTOR  
INCLUDED WITH 6" FIXTURES

JUNCTION BOX OR RECESSED CAN MOUNTING TRIAC DIMMING

CAT. NO.	SIZE	WATTS	VOLTS	COLOR TEMP	DELIVERED LUMENS	CRI	REPLACES INCANDESCENT	CASE QTY	EACH
72615	4"	10W	120V	3000K	673	>90	75W	12	
72616	4"	10W	120V	4000K	673	>90	75W	12	
72617	4"	10W	120V	5000K	673	>90	75W	12	
72612	6"	14.5W	120V	3000K	1,100	>90	100W	12	
72613	6"	14.5W	120V	4000K	1,100	>90	100W	12	
72614	6"	14.5W	120V	5000K	1,100	>90	100W	12	
<b>NEW</b> 72766	8"	20W	120V	3000K	1600	>96	150W	12	
<b>NEW</b> 72767	8"	20W	120V	4000K	1,600	>96	150W	12	
<b>NEW</b> 72768	8"	20W	120V	5000K	1,600	>96	150W	12	



## SURFACE MOUNT LIGHTING WITH MOTION SENSOR

CAT. NO.	SIZE	WATTS	VOLTS	COLOR TEMP	DELIVERED LUMENS	CRI	REPLACES INCANDESCENT	CASE QTY	EACH
72740	6"	15W	120V	3000K	1,000	>90	100W	12	
72741	6"	15W	120V	4000K	1,050	>90	100W	12	
72742	6"	15W	120V	5000K	1100	>90	100W	12	



**NEW**  
AVAILABLE IN  
APRIL

## COLOR TUNABLE SURFACE MOUNT DOWNLIGHT

CAT. NO.	SIZE	TRIM STYLE	COLOR TEMP	WATTS	DELIVERED LUMENS	VOLTS	CRI	REPLACES INCANDESCENT	CASE QTY	EACH
72765	6"	SMOOTH	2.7K/3K/ 3.5K/4K/5K	15W	1,352 @ 5K	120V	93	100W	12	



## COLOR TUNABLE SURFACE MOUNT LIGHTING GEN 2

TRIAC DIMMING EMERGENCY BATTERY BACKUP AVAILABLE

CAT. NO.	SIZE	WATTS	VOLTS	COLOR TEMP	DELIVERED LUMENS	CRI	REPLACES INCANDESCENT	CASE QTY	EACH
72720	4"	10W	120V	3K-5K	550	>90	75W	12	
72721*	6"	15W	120V	3K-5K	1,000	>90	100W	12	
<b>EMERGENCY BACKUP ( USE WITH 6" CAT #72721 ONLY )</b>									
72722	DUMMY EMERGENCY DRIVER HOUSING - NO EMERGENCY BACKUP							1	
72723	8W EMERGENCY BATTERY BACKUP & HOUSING							1	



JUNCTION BOX ONLY

NOT COMPATIBLE WITH  
RECESSED CANS

\*AN 8-32 X 2" SCREW IS REQUIRED TO INSTALL CAT# 72721 ON CAT# 72722 DUMMY EMERGENCY HOUSING & CAT# 72723 EMERGENCY BATTERY BACKUP (SCREW NOT INCLUDED)

# DOWNLIGHTING

## COLOR TUNABLE RECESSED LIGHTING RETROFITS

**NEW**



CAT. NO.	SIZE	TRIM STYLE	COLOR TEMP	WATTS	DELIVERED LUMENS	VOLTS	CRI	REPLACES INCANDESCENT	CASE QTY	EACH
72761	4"	BAFFLE	2.7K/3K/4K/5K	10W	650	120V	91	75W	12	
72762	6"	BAFFLE	2.7K/3K/4K/5K	15W	1,000	120V	91	100W	12	
72763	4"	SMOOTH	2.7K/3K/4K/5K	10W	750	120V	91	75W	12	
72764	6"	SMOOTH	2.7K/3K/4K/5K	15W	1,100	120V	91	100W	12	

## RECESSED LIGHTING RETROFIT



FRICION CLIPS & LONG TORSION SPRINGS INCLUDED WITH 5" & 6" FIXTURES TRIAC DIMMING

CAT. NO.	STYLE	DRIVERLESS	COLOR	SIZE	COLOR TEMP	WATTS	VOLTS	LUMENS	CRI	REPLACES INCANDESCENT	CASE QTY	EACH
72604	SMOOTH	YES	WHITE	4"	3000K	9W	120V	659	>91	65W	12	
72605	SMOOTH	YES	WHITE	4"	4000K	9W	120V	659	>91	65W	12	
72606	SMOOTH	YES	WHITE	4"	5000K	9W	120V	659	>91	65W	12	
72602	SMOOTH	YES	WHITE	5" & 6"	3000K	12W	120V	1,034	>91	75W	12	
72603	SMOOTH	YES	WHITE	5" & 6"	4000K	12W	120V	1,034	>91	75W	12	
72601	SMOOTH	YES	WHITE	5" & 6"	5000K	12W	120V	1,034	>91	75W	12	
72607	BAFFLE	YES	WHITE	4"	3000K	9W	120V	659	>91	65W	12	
72608	BAFFLE	YES	WHITE	4"	4000K	9W	120V	659	>91	65W	12	
72609	BAFFLE	YES	WHITE	5" & 6"	3000K	12W	120V	1,034	>91	75W	12	
72610	BAFFLE	YES	WHITE	5" & 6"	4000K	12W	120V	1,034	>91	75W	12	
72611	BAFFLE	YES	WHITE	5" & 6"	5000K	12W	120V	1,034	>91	75W	12	
72626	BAFFLE	NO	WHITE	8"	3000K	25W	120V	2,000	>90	100W	6	
72627	BAFFLE	NO	WHITE	8"	4000K	25W	120V	2,050	>90	100W	6	
72628	BAFFLE	NO	WHITE	8"	5000K	25W	120V	2,100	>90	100W	6	
72629	BAFFLE	NO	WHITE	8"	3000K	35W	120V	2,600	>90	120W	6	
72630	BAFFLE	NO	WHITE	8"	4000K	35W	120V	2,675	>90	120W	6	
72631	BAFFLE	NO	WHITE	8"	5000K	35W	120V	2,750	>90	120W	6	

## SMART LIGHT RECESSED RETROFIT KITS APP CONTROLLED



CAT. NO.	SIZE	TRIM STYLE	COLOR TEMP	WATTS	DELIVERED LUMENS	VOLTS	CRI	REPLACES INCANDESCENT	CASE QTY	EACH
72618	4"	SMOOTH	2.7K-5K	10W	650	120V	>90	75W	12	
72619	6"	SMOOTH	2.7K-5K	15W	1,000	120V	>90	100W	12	
72622	4"	BAFFLE	2.7K-5K	10W	650	120V	>90	75W	12	
72633	6"	BAFFLE	2.7K-5K	15W	1,000	120V	>90	100W	12	

## INDIRECT RECESSED LIGHTING RETROFIT KITS



INDIRECT LIGHTING TRIAC DIMMING



CAT. NO.	STYLE	COLOR	SIZE	COLOR TEMP	WATTS	DELIVERED LUMENS	VOLTS	CRI	REPLACES INCANDESCENT	CASE QTY	EACH
<b>2" INDIRECT RECESSED RETROFIT DOWNLIGHT - LOW VOLTAGE</b>											
72598	SMOOTH	WHITE	2"	3000K	9W	550	30-42 VDC	>92	50W	48	
72599	SMOOTH	WHITE	2"	4000K	9W	550	30-42 VDC	>92	50W	48	
72600	SMOOTH	WHITE	2"	5000K	9W	550	30-42 VDC	>92	50W	48	
<b>4" &amp; 6" INDIRECT RECESSED DOWNLIGHTS - 120V</b>											
72642	SMOOTH	WHITE	4"	3000K	5W	300	120V	>93	50W	12	
72648	SMOOTH	WHITE	4"	4000K	5W	300	120V	>93	50W	12	
72649	SMOOTH	WHITE	6"	3000K	10W	500	120V	>93	75W	12	
72663	SMOOTH	WHITE	6"	4000K	10W	500	120V	>93	75W	12	
72665	SMOOTH	WHITE	6"	5000K	10W	500	120V	>93	75W	12	

FRICION CLIPS & LONG TORSION SPRINGS INCLUDED WITH 6" FIXTURES

# DOWNLIGHTING



## GIMBAL RECESSED LIGHTING RETROFIT KIT

### TRIAC DIMMING

CAT. NO.	SIZE	WATTS	VOLTS	COLOR TEMP	LUMENS	CRI	REPLACES INCANDESCENT	CASE QTY	EACH
72620	4"	10W	120V	3000K	800	>92	65W	12	
72621	4"	10W	120V	4000K	800	>92	65W	12	
72623	5" & 6"	15W	120V	3000K	1,040	>91	75W	12	
72624	5" & 6"	15W	120V	4000K	1,040	>91	75W	12	
72625	5" & 6"	15W	120V	5000K	1,040	>91	75W	12	



## SQUARE RECESSED LIGHTING RETROFIT KIT

### TRIAC DIMMING

CAT. NO.	SIZE	WATTS	VOLTS	COLOR TEMP	LUMENS	CRI	REPLACES INCANDESCENT	CASE QTY	EACH
72632	4"	9W	120V	3000K	600	>92	65W	12	
72634	4"	9W	120V	4000K	600	>92	65W	12	
72635	6"	15W	120V	3000K	971	>90	75W	12	
72637	6"	15W	120V	5000K	1,040	>93	75W	12	



## COMMERCIAL RECESSED LIGHTING



FIG. 1



FIG. 2



FIG. 3

### TRIAC OR 0-10V DIMMING

CAT. NO.	FIG.	SIZE	WATTS	VOLTS	COLOR TEMP	BEAM ANGLE	LUMENS	CRI	DIMMING	REPLACES INCANDESCENT	CASE QTY	EACH
72656	1	4"	15W	120V	3000K	60°	1,138	>91	TRIAC	100W	12	
72657	1	4"	15W	120V	4000K	60°	1,138	>91	TRIAC	100W	12	
72658	1	4"	15W	120V	5000K	60°	1,138	>91	TRIAC	100W	12	
72659	2	6"	20W	120V	3000K	60°	1,450	>91	TRIAC	150W	12	
72660	2	6"	20W	120V	4000K	60°	1,450	>91	TRIAC	150W	12	
72661	2	6"	20W	120V	5000K	60°	1,450	>91	TRIAC	150W	12	
72662	3	8"	25W	120-277V	4000K	80°	2,800	>80	0-10V	150W	2	
72664	3	8"	45W	120-277V	4000K	80°	4,050	>80	0-10V	150W	2	
72666	3	10"	30W	120-277V	4000K	35°	2,850	>80	0-10V	150W	1	
72667	3	10"	30W	120-277V	5000K	35°	2,850	>80	0-10V	10W	1	
72668	3	10"	40W	120-277V	4000K	35°	3,600	>80	0-10V	250W	1	
72669	3	10"	40W	120-277V	5000K	35°	3,600	>80	0-10V	250W	1	



## COMMERCIAL RECESSED WITH EMERGENCY BACKUP

### 0-10V DIMMABLE

CAT. NO.	SIZE	WATTS	VOLTS	COLOR TEMP	BEAM ANGLE	LUMENS	CRI	REPLACES INCANDESCENT	CASE QTY	EACH
72691	8"	30W	120-277V	5000K	60°	2,790	>91	100W	12	
72692	8"	30W	120-277V	4000K	60°	2,898	>91	100W	12	
72693	8"	40W	120-277V	5000K	60°	3,751	>91	100W	12	
72694	8"	40W	120-277V	4000K	60°	3,856	>91	150W	12	
72695	10"	30W	120-277V	5000K	80°	2,758	>91	150W	12	
72696	10"	30W	120-277V	4000K	80°	2,718	>91	150W	12	
72697	10"	40W	120-277V	5000K	80°	3,849	>80	150W	2	
72698	10"	40W	120-277V	4000K	80°	3,859	>80	150W	2	



PLEASE REVIEW ONLINE SPECIFICATION SHEETS. PICTURES AND CERTIFICATIONS MAY NOT BE 100% REPRESENTATIVE OF THE PRODUCT LISTED. TO VIEW DETAILS OF OUR DLC QUALIFIED PRODUCTS, PLEASE CONSULT THE DLC QUALIFIED PRODUCTS LIST AT [WWW.DESIGNLIGHTS.ORG/OPL](http://WWW.DESIGNLIGHTS.ORG/OPL)

FOR MORE INFO VISIT [MORRISPRODUCTS.COM](http://MORRISPRODUCTS.COM)

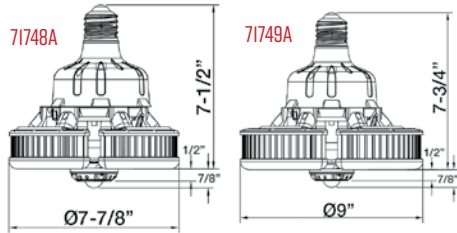

# RETROFIT LIGHTING

UNLESS OTHERWISE SPECIFIED DLC LISTED ITEMS ARE 5.1 OR GREATER

## RETROFIT HI-BAY LAMP **NEW**



FIG. 2



CAT. NO.	FIG.	WATTS	VOLTS	LUMENS	COLOR TEMP	REPLACES METAL HALIDE	WEIGHT (LBS)	CASE QTY	EACH
71748A	1	80W	120-277V	10,609	5000K	250W	3.2	4	
71749A	1	120W	120-277V	16099	5000K	400W	3.7	4	
70621	2	155W	120-277V	20,150	5000K	400W	4.4	6	
70622	2	240W	120-277V	31,200	5000K	1,000W	3.5	4	

## RETROFIT HI-BAY LAMP **NEW**

ADJUSTABLE PADDLE STYLE LED PANELS  
COMMERCIAL HIGH BAY APPLICATIONS



CAT. NO.	WATTS	VOLTS	LUMENS	COLOR TEMP	REPLACES METAL HALIDE	WEIGHT (LBS)	CASE QTY	EACH
70623	100W	120-277V	15,000	5000K	250W	4.4	6	
70624	150W	120-277V	18,000	5000K	400W	3.5	4	

## RETROFIT GARAGE & WORKSHOP LAMP **NEW**

ADJUSTABLE PADDLE STYLE LED PANELS  
SHOP & GARAGE LOW BAY APPLICATIONS



CAT. NO.	WATTS	VOLTS	LUMENS	COLOR TEMP	REPLACES METAL HALIDE	WEIGHT (LBS)	CASE QTY	EACH
70625	50W	120-277V	6,000	5000K	150W	4.4	6	
70626	100W	120-277V	12,000	5000K	250W	3.5	4	

## AREA LIGHT/SHOEBOX RETROFIT LAMP

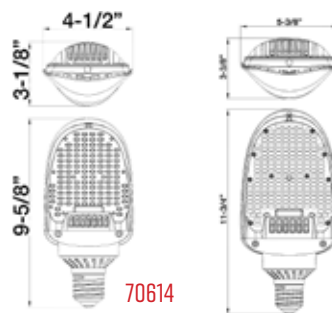


FIG. 1





FIG. 2



70615  
70616 &  
70617

CAT. NO.	FIG.	WATTS	VOLTS	COLOR TEMP	HOUSING COLOR	LUMENS	REPLACES METAL HALIDE	WEIGHT (LBS)	CASE QTY	EACH
70614	2	54W	120-277V	5000K	BLACK	5,672	150W	2	8	
70615	2	75W	120-277V	5000K	BLACK	8,615	175W	3.3	8	
70616	2	95W	120-277V	5000K	BLACK	10,622	250W	3.3	8	
<b>NEW</b> 70617A	1	110W	120-277V	5000K	WHITE	12,911	400W	3.4	6	
70617	2	115W	120-277V	5000K	BLACK	12,819	400W	3.3	8	

## E39 TO E26 BASE ADAPTOR



CAT. NO.	APPLICATION	WEIGHT (LBS)	CASE QTY	EACH
71879	CONVERT E39 BASE TO E26 BASE	1	50	

# RETROFIT LIGHTING



## GENERAL PURPOSE RETROFIT LAMP

CAT. NO.	OLD CAT.	FIG.	WATTS	VOLTS	BASE TYPE	PARTIAL CUTOFF	LUMENS	REPLACES METAL HALIDE	COLOR TEMP	LENGTH	DIAMETER	CASE QTY	EACH
70600A*	70600	1	27W	120-277V	E26	NO	2,943	75W	5000K	7-1/4"	2-1/4"	24	
70601A*	70601	1	36W	120-277V	E26	NO	3,852	100W	5000K	8-1/4"	3-3/8"	12	
<b>NEW</b> 70601B*		2	36W	120-277V	E26	NO	4,450	100W	5000K	8-3/4"	2-3/8"	24	
70619A	70601	1	36W	120-277V	E39	NO	3,852	100W	5000K	8-1/4"	3-3/8"	12	
70618A	-	1	45W	120-277V	E39	NO	4,891	150W	5000K	9-7/8"	3-3/8"	12	
<b>NEW</b> 70618B*		2	45W	120-277V	E26	NO	5,535	150W	5000K	9"	3-3/8"	24	
70602A*	70602	1	54W	120-277V	E26	NO	5,810	175W	5000K	9-7/8"	3-3/8"	12	
<b>NEW</b> 70602B		2	63W	120-277V	E26	NO	7,516	175W	5000K	9-1/4"	3-1/2"	12	
70620A	70602	1	54W	120-277V	E39	NO	5,810	175W	5000K	9-7/8"	3-3/8"	12	
<b>NEW</b> 70620B		2	63W	120-277V	E39	NO	7,516	175W	5000K	9-1/4"	3-1/2"	12	
70603A	70603	1	75W	120-277V	E39	NO	8,419	250W	5000K	9-7/8"	5-1/8"	6	
<b>NEW</b> 70604B		2	100W	120-277V	E39	NO	11,746 @ 4K	400W	4K/5K	11-7/8"	3-1/2"	12	
<b>NEW</b> 70605B		2	120W	120-277V	E39	NO	14,404 @ 4K	500W	4K/5K	11-1/2"	4-1/2"	6	
70606	-	1	36W	120-277V	E39	YES	3,677	100W	5000K	9-9/16"	3-3/4"	12	
70607	-	1	54W	120-277V	E39	YES	5,536	150W	5000K	10-3/4"	3-3/4"	12	

\*NOT DLC LISTED



FIG. 1



FIG. 2



## LED TEMPORARY HI-BAY

LINKABLE - 10' CORD AND PLUG INCLUDED

CAT. NO.	WATTS	VOLTS	COLOR TEMP	LUMENS	REPLACE METAL HALIDE	MAX FIXTURES PER RUN	DIMENSIONS		CORD LENGTH	CASE QTY	EACH
							HEIGHT	WIDTH			
71195	60W	120V	5000K	7,500	175W	16	13"	6-3/4"	10'	4	
71196	100W	120V	5000K	12,000	400W	10	13"	6-3/4"	10'	4	
MOUNTING ACCESSORIES											
71197										50	
71198										48	



STRING OF 5

## TEMPORARY STRING LIGHT

LINKABLE - 50 FT LENGTH - 10' CORD AND PLUG INCLUDED

CAT. NO.	WATTS PER LAMP	VOLTS	COLOR TEMP	LUMENS/ STRING	REPLACE INCANDESCENT	MAX FIXTURES PER RUN (SETS OF 5)	DIMENSIONS		CORD LENGTH	BOX QTY	EACH
							HEIGHT	WIDTH			
71192	5W	120V	5000K	3,000	40W	48	7-3/4"	4-5/8"	10'	5	
71193	10W	120V	5000K	5,875	60W	24	7-3/4"	4-5/8"	10'	5	
71189	15W	120V	5000K	8,825	100W	16	7-3/4"	4-5/8"	10'	5	
71194	20W	120V	5000K	11,750	150W	12	7-3/4"	4-5/8"	10'	5	



## TEMPORARY STRING LIGHTS - NO LAMP

CAT. NO.	VOLTS	WIRE AWG	LENGTH	# SOCKETS	CASE QTY	EACH
71190	120V	14/3	50'	5	1	
71191	120V	14/3	100'	10	1	



## WORKLIGHT



CAT. NO.	WATTS	VOLTS	COLOR TEMP	LUMENS	REPLACE METAL HALIDE	DIMENSIONS			CASE QTY	EACH
						W	H	D		
71990	15W	120V	5000K	1,600	100W	6"	9"	6"	8	

FOR MORE INFO VISIT MORRISPRODUCTS.COM

# UNDERCABINET

## 12V UNDERCABINET LIGHTING

EASY SNAP IN CONNECTIONS

PLUG-IN OR HARD WIRE POWER SUPPLY

SUPER SLIM 1/2" X 3/8" PROFILE



CAT. NO.	LENGTH	COLOR	COLOR TEMP	TYPE	WATTS	VOLTS	LUMENS	WIDTH	HEIGHT	QTY	EACH
71221	8"	WHITE	5000K	HARD WIRE OR PLUG-IN	3W	12V	340	1/2"	7/16"	4	
71222	8"	WHITE	4000K	HARD WIRE OR PLUG-IN	3W	12V	320	1/2"	7/16"	4	
71223	8"	WHITE	3000K	HARD WIRE OR PLUG-IN	3W	12V	300	1/2"	7/16"	4	
71224	12"	WHITE	5000K	HARD WIRE OR PLUG-IN	5W	12V	480	1/2"	7/16"	4	
71225	12"	WHITE	4000K	HARD WIRE OR PLUG-IN	5W	12V	460	1/2"	7/16"	4	
71226	12"	WHITE	3000K	HARD WIRE OR PLUG-IN	5W	12V	440	1/2"	7/16"	4	
71227	18"	WHITE	5000K	HARD WIRE OR PLUG-IN	7W	12V	760	1/2"	7/16"	4	
71228	18"	WHITE	4000K	HARD WIRE OR PLUG-IN	7W	12V	720	1/2"	7/16"	4	
71229	18"	WHITE	3000K	HARD WIRE OR PLUG-IN	7W	12V	660	1/2"	7/16"	4	
71253	20"	WHITE	5000K	HARD WIRE OR PLUG-IN	8W	12V	920	1/2"	7/16"	4	
71201	20"	WHITE	4000K	HARD WIRE OR PLUG-IN	8W	12V	870	1/2"	7/16"	4	
71202	20"	WHITE	3000K	HARD WIRE OR PLUG-IN	8W	12V	800	1/2"	7/16"	4	
71230	24"	WHITE	5000K	HARD WIRE OR PLUG-IN	9W	12V	1,050	1/2"	7/16"	4	
71231	24"	WHITE	4000K	HARD WIRE OR PLUG-IN	9W	12V	1,000	1/2"	7/16"	4	
71232	24"	WHITE	3000K	HARD WIRE OR PLUG-IN	9W	12V	940	1/2"	7/16"	4	

## ACCESSORIES

LEDS IN THE CONNECTORS FOR SEAMLESS LIGHTING



CAT. NO.	DESCRIPTION	ORDER IN BAG QTY	EACH
71233	90° CONNECTOR LEFT 5K	10	
71203	90° CONNECTOR LEFT 4K	10	
71204	90° CONNECTOR LEFT 3K	10	
71234	90° CONNECTOR RIGHT 5K	10	
71205	90° CONNECTOR RIGHT 4K	10	
71206	90° CONNECTOR RIGHT 3K	10	
71235	TEE LEFT 5K	10	
71207	TEE LEFT 4K	10	
71208	TEE LEFT 3K	10	
71236	TEE RIGHT 5K	10	
71209	TEE RIGHT 4K	10	
71211	TEE RIGHT 3K	10	

CAT. NO.	DESCRIPTION	ORDER IN BAG QTY	EACH
71237	TEE MIDDLE 5K	10	
71212	TEE MIDDLE 4K	10	
71213	TEE MIDDLE 3K	10	
71238	CROSS 5K	10	
71214	CROSS 4K	10	
71215	CROSS 3K	10	
71216	2" JUMPER CORD	1	
71217	4" JUMPER CORD	1	
71239	6" JUMPER CORD	1	
71218	8" JUMPER CORD	1	
71219	10" JUMPER CORD	1	
71241	12" JUMPER CORD	1	
71242	20" JUMPER CORD	1	
71243	40" JUMPER CORD	1	

CAT. NO.	DESCRIPTION	QTY	EACH
71244	HARD WIRE POWER SUPPLY 12V .5A 6W*	1	
71245	HARD WIRE POWER SUPPLY 12V .8A 10W**	1	
71246	HARD WIRE POWER SUPPLY 12V 4A 48W***	1	
71247	PLUG-IN POWER SUPPLY 12V .5A 6W*	1	
71248	PLUG-IN POWER SUPPLY 12V .8A 10W**	1	
71249	PLUG-IN POWER SUPPLY 12V 4A 48W***	1	
71255	POWER SUPPLY SPLITTER	1	

\*6 Watt Power Supply  
Max Run Length 12"  
Use with 8" & 12" Fixtures ONLY

\*\*10 Watt Power Supply  
Max Length 19"  
Use with 8", 12", 18" Fixtures ONLY

\*\*\*48 Watt Power Supply  
Max Run Length 96"  
Use with 8", 12", 18", 20" or 24" Fixtures

## COLOR TUNABLE 120V UNDERCABINET LIGHTING



INTERNAL WIRING COMPARTMENT  
INTEGRAL ON/OFF SWITCH  
GROUNDED RECEPTACLE



CAT. NO.	LENGTH	COLOR	COLOR TEMP	TYPE	WATTS	VOLTS	LUMENS	WIDTH	HEIGHT	CASE QTY	EACH	
71251A	9"	WHITE	3K-4K	HARD WIRE	5W	120V	270	3.5"	1"	4		
71252A	12"	WHITE	3K-4K	HARD WIRE	5W	120V	270	3.5"	1"	4		
71260A	18"	WHITE	3K-4K	HARD WIRE	9W	120V	460	3.5"	1"	4		
71264A	24"	WHITE	3K-4K	HARD WIRE	9W	120V	460	3.5"	1"	4		
<b>ACCESSORIES</b>												
71265											6" JUMPER CORD	12
71266											12" JUMPER CORD	12
71267											24" JUMPER CORD	12
71268											36" JUMPER CORD	12
71273											48" JUMPER CORD	12

PLEASE REVIEW ONLINE SPECIFICATION SHEETS. PICTURES AND CERTIFICATIONS MAY NOT BE 100% REPRESENTATIVE OF THE PRODUCT LISTED.  
TO VIEW DETAILS OF OUR DLC QUALIFIED PRODUCTS, PLEASE CONSULT THE DLC QUALIFIED PRODUCTS LIST AT [WWW.DESIGNLIGHTS.ORG/OPL](http://WWW.DESIGNLIGHTS.ORG/OPL)



# MOTION FLEX LIGHTING



## MOTION SENSING STRIP LIGHTS



Motion Activated LED Flex Strip Lighting for Institutional applications such as Nursing Homes; Commercial and Residential applications such as Bathrooms, Undercabinet Lighting, Stairways, Under Beds, in Closets, Retail Accent Lighting etc.

- Voltage: 12V DC
- CCT: 3000K
- Length: Each strip 4'
- Watts: 3W
- Lumens: 200 Lumens
- Sensing Range: Out to 16'
- Dimmable down to 10%
- Adjustable Time Delay: 30 Sec, 130 Sec, 380 Sec
- 3M adhesive backing for Easy Installation



FIG. 1

FIG. 2



FIG. 3

CAT. NO.	FIG.	DESCRIPTION	BOX QTY	EACH
75301*	1	SINGLE 4' STRIP LIGHT WITH SENSOR	20	
75302*	2	DUAL 4' STRIP LIGHTS WITH 2 SENSORS	20	
75303**	3	TABLE TOP DISPLAY	1	

\*ITEMS IN PICTURE ARE INCLUDED WITH THE STRIP.

\*\*ITEMS PICTURED WITH DISPLAY ARE SOLD SEPARATELY.

PLEASE REVIEW ONLINE SPECIFICATION SHEETS. PICTURES AND CERTIFICATIONS MAY NOT BE 100% REPRESENTATIVE OF THE PRODUCT LISTED. TO VIEW DETAILS OF OUR DLC QUALIFIED PRODUCTS, PLEASE CONSULT THE DLC QUALIFIED PRODUCTS LIST AT [WWW.DESIGNLIGHTS.ORG/QPL](http://WWW.DESIGNLIGHTS.ORG/QPL)

FOR MORE INFO VISIT [MORRISPRODUCTS.COM](http://MORRISPRODUCTS.COM)

# LED FLEX TAPE/STRIPS

## 12V FLEX-STRIP

FOR MOUNTING CHANNELS SEE PAGE 41



2700K



4000K



6500K

## 24V FLEX-STRIP

FOR MOUNTING CHANNELS SEE PAGE 41



2700K



4000K



6500K

CAT. NO. COLOR TEMP MOUNTING ORDER QTY EACH

### ECO FLEX-STRIP - 12V

IP20 INDOOR STRIPS 16.5 FT LENGTH					
75000	2700K	3M ADHESIVE MOUNTED	1		
75001	4000K	3M ADHESIVE MOUNTED	1		
75002	6500K	3M ADHESIVE MOUNTED	1		
IP20 INDOOR ACCESSORIES					
75006		AC ADAPTOR 120/240V INPUT 3A/36W 31" CORD	1		
75154		CROSS SPLICE CONNECTOR	10		
75155		RIGHT ANGLE SPLICE CONNECTOR	10		
75156		TEE SPLICE CONNECTOR	10		
75157		IN-LINE SPLICE CONNECTOR	10		
75158		AC ADAPTOR POWER CONNECTOR CABLE	1		
75173		6" JUMP CABLE	1		
75174		1' JUMP CABLE	1		
75175		2' JUMP CABLE	1		
75176		3' JUMP CABLE	1		
75187		75 WATT DC POWER SUPPLY	1		
75227		75 WATT POWER SUPPLY CONNECTOR CABLE	1		
75189		DIMMER	1		
IP65 OUTDOOR RATED STRIPS 16.5 FT LENGTH					
75003	2700K	CLIP MOUNTED	1		
75004	4000K	CLIP MOUNTED	1		
75005	6500K	CLIP MOUNTED	1		
IP65 OUTDOOR RATED ACCESSORIES					
75006		AC ADAPTOR 120/240V INPUT 5A/60W 31" CORD	1		
75169		FRONT CAP	10		
75170		END CAP	10		
75185		MOUNTING CLIPS	10		
75216		ADHESIVE SEALANT	1		

CAT. NO. COLOR TEMP MOUNTING ORDER QTY EACH

### ECO FLEX-STRIP - 24V

IP20 INDOOR STRIPS 16.5 FT LENGTH					
75070	2700K	3M ADHESIVE MOUNTED	1		
75071	4000K	3M ADHESIVE MOUNTED	1		
75072	6500K	3M ADHESIVE MOUNTED	1		
IP20 INDOOR STRIPS ACCESSORIES					
75076		AC ADAPTOR 120/240V INPUT 3A/36W 31" CORD	1		
75154		CROSS SPLICE CONNECTOR	10		
75155		RIGHT ANGLE SPLICE CONNECTOR	10		
75156		TEE SPLICE CONNECTOR	10		
75157		IN-LINE SPLICE CONNECTOR	1		
75158		AC ADAPTOR POWER CONNECTOR CABLE	1		
75173		6" JUMP CABLE	1		
75174		1' JUMP CABLE	1		
75175		2' JUMP CABLE	1		
75176		3' JUMP CABLE	1		
75221		75 WATT DC POWER SUPPLY	1		
75227		75 WATT POWER SUPPLY CONNECTOR CABLE	1		
75219		DIMMER	1		
IP65 OUTDOOR RATED STRIPS 16.5 FT LENGTH					
75073	2700K	CLIP MOUNTED	1		
75074	4000K	CLIP MOUNTED	1		
75075	6500K	CLIP MOUNTED	1		
IP65 OUTDOOR RATED ACCESSORIES					
75076		AC ADAPTOR 120/240V INPUT 3A/36W 31" CORD	1		
75169		FRONT CAP	10		
75170		END CAP	10		
75185		MOUNTING CLIPS	10		
75216		ADHESIVE SEALANT	1		

CAT. NO. COLOR TEMP MOUNTING ORDER QTY EACH

### PRO FLEX-STRIP - 12V

IP20 INDOOR STRIPS 16.5 FT LENGTH					
75007	2700K	3M ADHESIVE MOUNTED	1		
75008	4000K	3M ADHESIVE MOUNTED	1		
75009	6500K	3M ADHESIVE MOUNTED	1		
IP20 INDOOR ACCESSORIES					
75013		AC ADAPTOR 120/240V INPUT 5A/60W 31" CORD	1		
75159		CROSS SPLICE CONNECTOR	10		
75160		RIGHT ANGLE SPLICE CONNECTOR	10		
75161		TEE SPLICE CONNECTOR	10		
75162		IN-LINE SPLICE CONNECTOR	10		
75163		AC ADAPTOR POWER CONNECTOR CABLE	1		
75181		6" JUMP CABLE	1		
75182		1' JUMP CABLE	1		
75183		2' JUMP CABLE	1		
75184		3' JUMP CABLE	1		
75187		75 WATT DC POWER SUPPLY	1		
75228		75 WATT POWER SUPPLY CONNECTOR CABLE	1		
75189		DIMMER	1		
IP65 OUTDOOR RATED STRIPS 16.5 FT LENGTH					
75010	2700K	CLIP MOUNTED	1		
75011	4000K	CLIP MOUNTED	1		
75012	6500K	CLIP MOUNTED	1		
IP65 OUTDOOR RATED ACCESSORIES					
75013		AC ADAPTOR 120/240V INPUT 5A/60W 31" CORD	1		
75171		FRONT CAP	10		
75172		END CAP	10		
75186		MOUNTING CLIPS	10		
75216		ADHESIVE SEALANT	1		

CAT. NO. COLOR TEMP MOUNTING ORDER QTY EACH

### PRO FLEX-STRIP - 24V

IP20 INDOOR STRIPS 16.5 FT LENGTH					
75077	2700K	3M ADHESIVE MOUNTED	1		
75078	4000K	3M ADHESIVE MOUNTED	1		
75079	6500K	3M ADHESIVE MOUNTED	1		
IP20 INDOOR STRIPS ACCESSORIES					
75083		AC ADAPTOR 120/240V INPUT 5A/60W 31" CORD	1		
75159		CROSS SPLICE CONNECTOR	10		
75160		RIGHT ANGLE SPLICE CONNECTOR	10		
75161		TEE SPLICE CONNECTOR	10		
75162		IN-LINE SPLICE CONNECTOR	1		
75163		AC ADAPTOR POWER CONNECTOR CABLE	1		
75181		6" JUMP CABLE	1		
75182		1' JUMP CABLE	1		
75183		2' JUMP CABLE	1		
75184		3' JUMP CABLE	1		
75221		75 WATT DC POWER SUPPLY	1		
75228		75 WATT POWER SUPPLY CONNECTOR CABLE	1		
75219		DIMMER	1		
IP65 OUTDOOR RATED STRIPS 16.5 FT LENGTH					
75080	2700K	CLIP MOUNTED	1		
75081	4000K	CLIP MOUNTED	1		
75082	6500K	CLIP MOUNTED	1		
IP65 OUTDOOR RATED ACCESSORIES					
75083		AC ADAPTOR 120/240V INPUT 5A/60W 31" CORD	1		
75171		FRONT CAP	10		
75172		END CAP	10		
75186		MOUNTING CLIPS	10		
75216		ADHESIVE SEALANT	1		

PLEASE REVIEW ONLINE SPECIFICATION SHEETS. PICTURES AND CERTIFICATIONS MAY NOT BE 100% REPRESENTATIVE OF THE PRODUCT LISTED. TO VIEW DETAILS OF OUR DLC QUALIFIED PRODUCTS, PLEASE CONSULT THE DLC QUALIFIED PRODUCTS LIST AT [WWW.DESIGNLIGHTS.ORG/OPL](http://WWW.DESIGNLIGHTS.ORG/OPL)

# LED FLEX TAPE/STRIPS

## NEON FLEX-STRIP



FOR MOUNTING CHANNELS SEE BELOW



75217 - 12V RGB Controller  
75218 - 24V RGB Controller  
(Sold Separately)



CAT. NO.	COLOR TEMP	MOUNTING	ORDER QTY	EACH	CAT. NO.	COLOR TEMP	MOUNTING	ORDER QTY	EACH
<b>12V RGB</b>					<b>24V RGB</b>				
<b>IP20 INDOOR STRIPS 16.5 FT LENGTH</b>					<b>IP20 INDOOR STRIPS 16.5 FT LENGTH</b>				
75014	RGB STRIP	3M ADHESIVE MOUNTED	1		75084	RGB STRIP	3M ADHESIVE MOUNTED	1	
<b>IP20 INDOOR ACCESSORIES</b>					<b>IP20 INDOOR ACCESSORIES</b>				
75013	AC ADAPTOR 60W 120/240V INPUT .5A/60W		1		75083	AC ADAPTOR 60W 120/240V INPUT .5A/60W		1	
75217	COLOR CONTROLLER (INCLUDES REMOTE)		10		75218	COLOR CONTROLLER (INCLUDES REMOTE)		10	
75164	CROSS SPLICE CONNECTOR		10		75164	CROSS SPLICE CONNECTOR		10	
75165	RIGHT ANGLE SPLICE CONNECTOR		10		75165	RIGHT ANGLE SPLICE CONNECTOR		10	
75166	TEE SPLICE CONNECTOR		10		75166	TEE SPLICE CONNECTOR		10	
75167	IN-LINE SPLICE		1		75167	IN-LINE SPLICE		1	
75168	AC ADAPTOR POWER CONNECTOR CABLE		1		75168	AC ADAPTOR POWER CONNECTOR CABLE		1	
75177	6" JUMP CABLE		1		75177	6" JUMP CABLE		1	
75178	1' JUMP CABLE		1		75178	1' JUMP CABLE		1	
75179	2' JUMP CABLE		1		75179	2' JUMP CABLE		1	
75180	3' JUMP CABLE		1		75180	3' JUMP CABLE		1	
75187	75 WATT DC POWER SUPPLY		1		75221	75 WATT DC POWER SUPPLY		1	
75229	75 WATT POWER SUPPLY CONNECTOR CABLE		1		75229	75 WATT POWER SUPPLY CONNECTOR CABLE		1	
75190	RGB REMOTE (INCLUDED WITH COLOR CONTROLLER ORDER EXTRA IF NEEDED)		1		75220	RGB REMOTE (INCLUDED WITH COLOR CONTROLLER ORDER EXTRA IF NEEDED)		1	
<b>IP65 OUTDOOR RATED STRIPS 16.5 FT LENGTH</b>					<b>IP65 OUTDOOR RATED STRIPS 16.5 FT LENGTH</b>				
75015	RGB STRIP	CLIP MOUNTED	1		75085	RGB STRIP	CLIP MOUNTED	1	
<b>IP65 OUTDOOR RATED ACCESSORIES</b>					<b>IP65 OUTDOOR RATED ACCESSORIES</b>				
75013	AC ADAPTOR 60W 120/240V INPUT .5A/60W		1		75083	AC ADAPTOR 60W 120/240V INPUT .5A/60W		1	
75217	COLOR CONTROLLER		1		75218	COLOR CONTROLLER		1	
75171	FRONT CAP		10		75171	FRONT CAP		10	
75172	END CAP		10		75172	END CAP		10	
75186	MOUNTING CLIPS		10		75186	MOUNTING CLIPS		10	
75190	RGB REMOTE (INCLUDED WITH COLOR CONTROLLER ORDER EXTRA IF NEEDED)		1		75220	RGB REMOTE (INCLUDED WITH COLOR CONTROLLER ORDER EXTRA IF NEEDED)		1	
75216	ADHESIVE SEALANT		1		75216	ADHESIVE SEALANT		1	

(MOUNTING CLIPS INCLUDED WITH IP65 STRIPS ORDER MORE IF NEEDED)



## FLEX-STRIP CHANNELS

CAT. NO.	FIG.	DESCRIPTION	CASE QTY	EACH
75054	1	CORNER CHANNEL WITH COVER FOR 12V/24V STRIPS CAT# 75000-75005, 75007-75012, 75014-75015, 75070-75075, 75077-75082, 75084-75085	1	
75055	2	CHANNEL WITH COVER FOR 12V/24V STRIPS CAT# 75000-75005, 75007-75012, 75014-75015, 75070-75075, 75077-75082, 75084-75085	1	
75056	3	WALL MOUNT CHANNEL FOR 120V STRIPS CAT# 75021, 75026-75027, 75136-75141	1	
75057	4	WALL MOUNT CHANNEL FOR 120V STRIPS CAT# 75032-75036, 75041, 75142-75153	1	
75058	5	WALL MOUNT CHANNEL FOR 120V STRIPS CAT# 75018-75020, 75130-75135	1	

PLEASE REVIEW ONLINE SPECIFICATION SHEETS. PICTURES AND CERTIFICATIONS MAY NOT BE 100% REPRESENTATIVE OF THE PRODUCT LISTED. TO VIEW DETAILS OF OUR DLC QUALIFIED PRODUCTS, PLEASE CONSULT THE DLC QUALIFIED PRODUCTS LIST AT [WWW.DESIGNLIGHTS.ORG/QPL](http://WWW.DESIGNLIGHTS.ORG/QPL)

FOR MORE INFO VISIT [MORRISPRODUCTS.COM](http://MORRISPRODUCTS.COM)

# LED FLEX TAPE/STRIPS

## PRO FLEX-STRIP - 120V

FOR MOUNTING CHANNELS SEE PAGE 41



CAT. NO.	COLOR TEMP	LUMENS PER FT	LENGTH	ORDER QTY	EACH
<b>PRO FLEX-STRIPS SMD 5050 LEDs IP65 OUTDOOR</b>					
75018	2700K	150	150FT	1	
75131	2700K	150	18FT	1	
75130	2700K	150	6FT	1	
75019	4000K	150	150FT	1	
75133	4000K	150	18FT	1	
75132	4000K	150	6FT	1	
75020	5000K	150	150FT	1	
75135	5000K	150	18FT	1	
75134	5000K	150	6FT	1	
<b>TERMINATION AND MOUNTING ACCESSORIES FOR CAT# 75018 THRU 75020 &amp; 75130 THRU 75135</b>					
75046	INSTALL KIT (PINS, CORD, END CAP, CLIPS, ADHESIVE SEALANT) FOR CAT# 75018 THRU 75020; 75130-75135			1	
75193	DIMMER FOR 75018, 75019 & 75020			1	
75222	DIMMER FOR 75130, 75131, 75132, 75133, 75134 & 75135			1	
75059	IN-LINE SPLICE CONNECTOR			10	
75060	TEE SPLICE CONNECTOR			10	
75061	RIGHT ANGLE SPLICE CONNECTOR			10	
75022	CONNECTOR PINS (INCLUDED IN 75046 INSTALLATION KIT - ORDER EXTRA IF NEEDED)			10	
75196	6" JUMP CABLE			1	
75197	1' JUMP CABLE			1	
75198	2' JUMP CABLE			1	
75199	3' JUMP CABLE			1	
75024	END CAP (INCLUDED IN 75046 INSTALLATION KIT - ORDER EXTRA IF NEEDED)			10	
75025	MOUNTING CLIPS (INCLUDED IN 75046 INSTALLATION KIT - ORDER EXTRA IF NEEDED)			10	
75216	ADHESIVE SEALANT			1	

## ULTRABRIGHT FLEX-STRIP - 120V

FOR MOUNTING CHANNELS SEE PAGE 41



CAT. NO.	COLOR TEMP	LUMENS PER FT	LENGTH	ORDER QTY	EACH
<b>ULTRABRIGHT FLEX-STRIPS SMD 2835 LEDs IP65 OUTDOOR</b>					
75026	2700K	250	150FT	1	
75139	2700K	250	18FT	1	
75138	2700K	250	6FT	1	
75027	6500K	250	150FT	1	
75141	6500K	250	18FT	1	
75140	6500K	250	6FT	1	
<b>TERMINATION AND MOUNTING ACCESSORIES FOR CAT# 75026 THRU 75027 &amp; 75138 THRU 75141</b>					
75050	INSTALL KIT (PINS, CORD, END CAP, CLIPS, ADHESIVE SEALANT) FOR CAT# 75026 THRU 75027, 75138-75141			1	
75194	DIMMER FOR 75026 & 75027			1	
75224	DIMMER FOR 75138, 75139, 75140 & 75141			1	
75065	IN-LINE SPLICE CONNECTOR			10	
75066	TEE SPLICE CONNECTOR			10	
75067	RIGHT ANGLE SPLICE CONNECTOR			10	
75200	6" JUMP CABLE			1	
75201	1' JUMP CABLE			1	
75202	2' JUMP CABLE			1	
75203	3' JUMP CABLE			1	
75028	CONNECTOR PIN (INCLUDED IN 75050 INSTALLATION KIT - ORDER EXTRA IF NEEDED)			10	
75030	END CAPS (INCLUDED IN 75050 INSTALLATION KIT - ORDER EXTRA IF NEEDED)			10	
75031	MOUNTING CLIPS (INCLUDED IN 75050 INSTALLATION KIT - ORDER EXTRA IF NEEDED)			10	
75216	ADHESIVE SEALANT			1	

## NEON PRO FLEX-STRIP - 120V

FOR MOUNTING CHANNELS SEE PAGE 41



CAT. NO.	COLOR TEMP	LENGTH	DESCRIPTION	ORDER QTY	EACH
<b>ULTRABRIGHT FLEX-STRIP IP65 OUTDOOR</b>					
75021	RGB	150FT	INCLUDES RGB CONTROLLER & REMOTE	1	
75137	RGB	18FT	INCLUDES RGB CONTROLLER & REMOTE	1	
75136	RGB	6FT	INCLUDES RGB CONTROLLER & REMOTE	1	
<b>TERMINATION AND MOUNTING ACCESSORIES</b>					
75048	INSTALL KIT (PINS, CORD, END CAP, CLIPS, ADHESIVE SEALANT) FOR CAT# 75021; 75136-75137			1	
75062	IN-LINE SPLICE CONNECTOR			10	
75204	6" JUMP CABLE			1	
75205	1' JUMP CABLE			1	
75206	2' JUMP CABLE			1	
75207	3' JUMP CABLE			1	
75042	CONNECTOR PINS (INCLUDED IN 75048 INSTALLATION KIT - ORDER EXTRA IF NEEDED)			10	
75030	END CAP (INCLUDED IN 75048 INSTALLATION KIT - ORDER EXTRA IF NEEDED)			10	
75049	MOUNTING CLIPS (INCLUDED IN 75048 INSTALLATION KIT - ORDER EXTRA IF NEEDED)			10	
75191	RGB REMOTE (INCLUDED WITH STRIP AND INSTALLATION KIT - ORDER EXTRA IF NEEDED)			1	
75223	RGB CONTROLLER FOR 75136 & 75137 (ON STRIP - ORDER EXTRA IF NEEDED)			1	
75216	ADHESIVE SEALANT (INCLUDED IN 75048 INSTALLATION KIT - ORDER EXTRA IF NEEDED)			1	

# LED FLEX ROPE

## PRO FLEX-ROPE - 120V



FOR MOUNTING CHANNELS SEE PAGE 41

CAT. NO.	COLOR TEMP	LUMENS PER FT	LENGTH	ORDER QTY	EACH
<b>FLEX-ROPE 60 LM/W IP65 OUTDOOR</b>					
75032	2700K	60	150FT	1	
75143	2700K	60	18FT	1	
75142	2700K	60	6FT	1	
75033	6500K	60	150FT	1	
75145	6500K	60	18FT	1	
75144	6500K	60	6FT	1	
<b>TERMINATION AND MOUNTING ACCESSORIES</b>					
75051	INSTALL KIT (PINS, CORD, END CAP, CLIPS) FOR CAT# 75032 THRU 75033; 75142 THRU 75145			1	
75195	DIMMER FOR 75032 & 75033			1	
75225	DIMMER FOR 75142, 75143, 75144 & 75145			1	
75068	IN-LINE SPLICE CONNECTOR			10	
75208	6" JUMP CABLE			1	
75209	1' JUMP CABLE			1	
75210	2' JUMP CABLE			1	
75211	3' JUMP CABLE			1	
75037	CONNECTOR PINS (INCLUDED IN 75051 INSTALLATION KIT - ORDER EXTRA IF NEEDED)			10	
75039	END CAP (INCLUDED IN 75051 INSTALLATION KIT - ORDER EXTRA IF NEEDED)			10	
75040	MOUNTING CLIPS (INCLUDED IN 75051 INSTALLATION KIT - ORDER EXTRA IF NEEDED)			10	
75216	ADHESIVE SEALANT			1	



FOR MOUNTING CHANNELS SEE PAGE 41

## NEON PRO FLEX-ROPE - 120V

CAT. NO.	COLOR TEMP	LENGTH	DESCRIPTION	ORDER QTY	EACH
<b>NEON FLEX-ROPE RGB IP65 OUTDOOR</b>					
75041	RGB	150FT	INCLUDES RGB CONTROLLER & REMOTE	1	
75153	RGB	18FT	INCLUDES RGB CONTROLLER & REMOTE	1	
75152	RGB	6FT	INCLUDES RGB CONTROLLER & REMOTE	1	
<b>TERMINATION AND MOUNTING ACCESSORIES</b>					
75053	INSTALL KIT (PINS, CORD, END CAP, CLIPS, ADHESIVE SEALANT) FOR CAT# 75041; 75152-75153			1	
75069	IN-LINE SPLICE CONNECTOR			10	
75212	6" JUMP CABLE			1	
75213	1' JUMP CABLE			1	
75214	2' JUMP CABLE			1	
75215	3' JUMP CABLE			1	
75042	CONNECTOR PINS (INCLUDED IN 75048 INSTALLATION KIT - ORDER EXTRA IF NEEDED)			10	
75044	END CAP (INCLUDED IN 75048 INSTALLATION KIT - ORDER EXTRA IF NEEDED)			10	
75045	MOUNTING CLIPS (INCLUDED IN 75048 INSTALLATION KIT - ORDER EXTRA IF NEEDED)			10	
75192	RGB REMOTE (INCLUDED WITH STRIP AND INSTALLATION KIT - ORDER EXTRA IF NEEDED)			1	
75226	RGB CONTROLLER FOR 75136 & 75137 (ON STRIP - ORDER EXTRA IF NEEDED)			1	
75216	ADHESIVE SEALANT (INCLUDED IN 75048 INSTALLATION KIT - ORDER EXTRA IF NEEDED)			1	
<b>NEON FLEX-ROPE RED/GREEN/BLUE IP65 OUTDOOR</b>					
75034	RED	150FT		1	
75147	RED	18FT		1	
75146	RED	6FT		1	
75035	BLUE	150FT		1	
75149	BLUE	18FT		1	
75148	BLUE	6FT		1	
75036	GREEN	150FT		1	
75151	GREEN	18FT		1	
75150	GREEN	6FT		1	
<b>TERMINATION AND MOUNTING ACCESSORIES</b>					
75051	INSTALL KIT (PINS, CORD, END CAP, CLIPS) FOR CAT# 75034 THRU 75036; 75146-75151			1	
75195	DIMMER FOR 75034, 75035 & 75036			1	
75225	DIMMER FOR 75146, 75147, 75148, 75149, 75150 & 75151			1	
75068	IN-LINE SPLICE CONNECTOR			10	
75208	6" JUMP CABLE			1	
75209	1' JUMP CABLE			1	
75210	2' JUMP CABLE			1	
75211	3' JUMP CABLE			1	
75037	CONNECTOR PIN (INCLUDED IN 75051 INSTALLATION KIT - ORDER EXTRA IF NEEDED)			10	
75039	END CAPS (INCLUDED IN 75051 INSTALLATION KIT - ORDER EXTRA IF NEEDED)			10	
75040	MOUNTING CLIPS (INCLUDED IN 75051 INSTALLATION KIT - ORDER EXTRA IF NEEDED)			10	
75216	ADHESIVE SEALANT			1	



# BATH FANS - SURFACE MOUNT



- Plug and play concept that allows you to add accessories such as a humidity sensor
- 80 Thru 140 cfm Models
- Fan with a ceiling grille and damper.
- Square footage: up to 130 sq. ft.
- 1.2 Sones
- Built-In Backdraft Damper
- High Efficiency Motor
- Uses A 4" Flexible Duct
- Meets ASHRAE Standard 62.2
- 3 Year Warranty
- ETLus Listed

	CAT. NO.	FIG.	DESCRIPTION	CASE QTY	EACH
	PRO 80	1	BATH FAN, SURFACE MOUNT, 1 GRILLE, 80 CFM, 4" DUCT	1	
<b>80 CFM</b>	PRO 80 ROUGH-IN KIT 4PK	-	BATH FAN, ROUGH-IN KIT, 80 CFM, 4 HOUSINGS, BRACKETS & DUCTS	(1) 4 PK	
	PRO 80 TRIM KIT 4PK	-	BATH FAN, TRIM KIT, 80 CFM, 4 MOTOR ASSEMBLIES, GRILLE, & MANUALS	(1) 4 PK	
	PRO 100	1	BATH FAN, SURFACE MOUNT, 1 GRILLE, 100 CFM, 4" DUCT	1	
<b>100 CFM</b>	PRO 100 ROUGH-IN KIT 4PK	-	BATH FAN, ROUGH-IN KIT, 100 CFM, 4 HOUSINGS, BRACKETS & DUCT	(1) 4 PK	
	PRO 100 TRIM KIT 4PK	-	BATH FAN, TRIM KIT, 100 CFM, 4 MOTOR ASSEMBLY, GRILLE & MANUALS	(1) 4 PK	
	PRO PLUS	2	BATH FAN, SURFACE MOUNT, 2 SENSOR GRILLE, 140 CFM, 6" DUCT	1	
<b>140 CFM</b>	PRO PLUS-L	3	BATH FAN, SURFACE MOUNT, 2 SENSOR GRILLE W/ LED, 140 CFM, 6"	1	

# INLINE FANS



## FG Series

- Airflow up to 492 cfm
- Speed-controllable
- Built-in thermal overload protection with automatic reset
- Can be installed in any position and outdoors
- Maintenance-free and reliable
- Mounting bracket and hardware included
- Five-year factory warranty

## FR Series

- Airflow up to 324 cfm
- Vibration welded seam ensures leak proof housing
- Speed-controllable
- Air stream temperatures up to 140°F
- Not for Radon Mitigation applications!
- Five-year factory warranty

## PB Series

- Bath Fan Applications
- Airflow up to 291 cfm
- Remote mount fan ensures quiet operation
- Unobtrusive grille makes for better aesthetics
- Five-year factory warranty

CAT. NO.	FIG.	DESCRIPTION	CASE QTY	EACH
<b>CLASSIC IN-LINE FAN</b>				
FG 4XL	1	4" INLINE CENTRIFUGAL FAN, METAL HOUSING, 173 CFM, 120V, 1~	1	
FG 6M	2	6" INLINE CENTRIFUGAL FAN, METAL HOUSING, 418 CFM, 120V, 1~	1	
FG 6XL	3	6" INLINE CENTRIFUGAL FAN, METAL HOUSING, 492 CFM, 120V, 1~	1	
<b>CRAWL SPACE, EXHAUST, MAKE-UP AIR, BOOSTER FAN</b>				
FR 100	4	4" INLINE CENTRIFUGAL FAN, MOLDED HOUSING, 151 CFM, 120V, 1~	1	
FR 150	5	6" INLINE CENTRIFUGAL FAN, MOLDED HOUSING, 324 CFM, 120V, 1~	1	
<b>PREMIUM BATH FANS</b>				
PB 110	6	BATH FAN, INLINE, 1 GRILLE, 139 CFM, 4" DUCT	1	
PB 110L10	7	BATH FAN, INLINE, 1 GRILLE W/ 11W LED, 127 CFM, 4" DUCT	1	
PB 270-2	8	BATH FAN, INLINE, 2 GRILLES, 291 CFM, 4 & 6" DUCT	1	
PB 270L10-2	9	BATH FAN, INLINE, 2 GRILLES W/ 2 11W LEDS, 291 CFM, 4 & 6" DUCT	1	
<b>ACCESSORIES</b>				
RSK 4 DAMPER	10	4" BACK-DRAFT DAMPER FOR CIRCULAR DUCT	1	
RSK 6 DAMPER	11	6" BACK-DRAFT DAMPER FOR CIRCULAR DUCT	1	

## BATH FANS - RETROFIT KITS

### Included In Kit:

- Inline Fan FG4, 1 pc
- Mounting Bracket, 1 pc
- VT 20M Main Control, 1 pc
- 3" to 4" Adapters, 2 pcs
- Wire Connectors, 2 pcs
- Cable Restaint, 1 pc
- 8' Flexible Insulated 4" Duct, 1 pc
- 12' 14-2 Insulated Electrical Wire, 1 pc
- Operation and Installation Manual, 1 pc



CAT. NO.	DESCRIPTION	CASE QTY	EACH
BFRK 100	4" BATH FAN RETROFIT KIT - 135 CFM	1	



## WALL EXHAUST FAN



- RVF SERIES
- 135 & 242 CFM
- 115V
- cULus; cCSAus Listed
- PBW SERIES
- Lit Version available
- 110 CFM
- 115V
- cULus; cCSAus Listed

CAT. NO.	FIG.	DESCRIPTION	CASE QTY	EACH
RVF 4	1	4" EXTERIOR WALL EXHAUST FAN, 135 CFM, 120V, 1~	1	
RVF 6	1	6" EXTERIOR WALL EXHAUST FAN, 242 CFM, 120V, 1~	1	
PBW 110	2	110 CFM BATH FAN EXT. MOUNT VENT ONLY CEILING GRILL, 4" DUCT	1	
PBW 110H	3	110 CFM BATH FAN EXT. MOUNT W/ DIM 50W HALO LIGHT, 4" DUCT	1	




## DRYER VENTS

- Duct booster fan designed for boosting air on demand
- Features a plastic leak-proof housing and a pressure-sensing switch
- Suitable for 4" Duct
- Performance certified by HVI; safety certified by ETL to UL507
- Max 188 CFM
- 120V
- ETLus Listed



CAT. NO.	FIG.	DESCRIPTION	CASE QTY	EACH
DBF 4XL	1	4" DUCT BOOSTER FAN, 120V, 1~	1	
DBF 110	2	4" DUCT BOOSTER FAN, 120V, 1~	1	
DEDPV-705 UL	3	DRYER EXHAUST DUCT POWER VENTILATOR UL LISTED	1	
DBLT 4W	4	4" LINT TRAP FOR DRYER DUCTS	1	



## ACCESSORIES

CAT. NO.	FIG.	DESCRIPTION	CASE QTY	EACH	CAT. NO.	FIG.	DESCRIPTION	CASE QTY	EACH
DB10	1	PRESSURE SWITCH KIT	1		WC15	7	SPEED CONTROL, W/ON-OFF SWITCH, 120V, 5A	1	
FC 6	2	MOUNTING CLAMPS, 6" DUCT (PAIR)	1		FAT10	8	ATTIC THERMOSTAT 80-130F, I3A	1	
FLD 60	3	LIGHT/FAN SWITCH - UP TO 60 MIN. DELAY 115V	1		DG 4	9	DESIGNER EXHAUST GRILLE W/ COLLAR, 4" DUCT	1	
IPF 05	4	SPEED CONTROL, 5A, WHITE, DEC PLATE INC.	1		DG 6	9	DESIGNER EXHAUST GRILLE W/ COLLAR, 6" DUCT	1	
IPHS 5	5	HUMIDITY SENSOR / FAN CONTROL, 120V, 10A	1						
FD 60EM	6	ELECTRONIC TIMER, 10/20/30/60 MIN, 20A, 1800W MAX LOAD	1						

## CLOUD/PUFF LIGHTING



FIG. 1



FIG. 2



FIG. 3

### TRIAC DIMMING

CAT. NO.	FIG.	DIAMETER	COLOR TEMP	WATTS	DIMMING	DELIVERED LUMENS	VOLTS	DEPTH	REPLACES INCANDESCENT	CASE QTY	EACH
<b>ROUND PUFF</b>											
72241	1	11"	4000K	12W	TRIAC	1,040	120V	3"	75W	8	
72242	1	14"	3000K	17W	TRIAC	1,300	120V	3"	100W	2	
72243	1	14"	4000K	17W	TRIAC	1,300	120V	3"	100W	2	
<b>ROUND DRUM</b>											
72244	2	11"	3000K	12W	TRIAC	1,040	120V	3"	75W	8	
72245	2	11"	4000K	12W	TRIAC	1,040	120V	3"	75W	8	
72246	2	14"	3000K	17W	TRIAC	1,300	120V	3"	100W	2	
72247	2	14"	4000K	17W	TRIAC	1,300	120V	3"	100W	2	
<b>SQUARE PUFF</b>											
72248	3	11"	3000K	17W	NO	1,460	120/277V	3"	100W	4	
72249	3	11"	4000K	17W	NO	1,460	120/277V	3"	100W	4	
72250	3	14"	3000K	25W	NO	1,960	120/277V	3"	150W	2	
72251	3	14"	4000K	25W	NO	1,960	120/277V	3"	150W	2	
72252	3	19"	3000K	34W	NO	2,403	120/277V	3"	200W	2	

## SILVER BAY COLLECTION CEILING LIGHTING



### TRIAC DIMMING

CAT. NO.	COLOR	DIAMETER	WATTS	VOLTS	COLOR TEMP	LUMENS	CRI	REPLACES INCANDESCENT	CASE QTY	EACH
72200	SATIN NICKEL	13"	17W	120V	3000K	1,400	>81	75-100W	3	
72201	OIL RUBBED BRONZE	13"	17W	120V	3000K	1,400	>81	75-100W	3	
72202	SATIN NICKEL	13"	17W	120V	4000K	1,400	>81	75-100W	3	

## NORTHWEST BAY COLLECTION CEILING LIGHTING



### TRIAC DIMMING

CAT. NO.	COLOR	DIAMETER	WATTS	VOLTS	COLOR TEMP	LUMENS	CRI	REPLACES INCANDESCENT	CASE QTY	EACH
72212	SATIN NICKEL	14"	17W	120V	3000K	1,400	>81	75-100W	3	
72213	OIL RUBBED BRONZE	14"	17W	120V	3000K	1,400	>81	75-100W	3	
72214	SATIN NICKEL	14"	17W	120V	4000K	1,400	>81	75-100W	3	
72215	OIL RUBBED BRONZE	14"	17W	120V	4000K	1,400	>81	75-100W	3	

## ECHO BAY COLLECTION CEILING LIGHTING



### TRIAC DIMMING

CAT. NO.	COLOR	DIAMETER	WATTS	VOLTS	COLOR TEMP	DELIVERED LUMENS	CRI	REPLACES INCANDESCENT	CASE QTY	EACH
72208	SATIN NICKEL	11"	17W	120V	3000K	1,400	>81	75-100W	4	
72209	OIL RUBBED BRONZE	11"	17W	120V	3000K	1,400	>81	75-100W	4	
72210	SATIN NICKEL	11"	17W	120V	4000K	1,400	>81	75-100W	4	
72211	OIL RUBBED BRONZE	11"	17W	120V	4000K	1,400	>81	75-100W	4	
72204	SATIN NICKEL	13"	17W	120V	3000K	1,400	>81	75-100W	3	
72205	OIL RUBBED BRONZE	13"	17W	120V	3000K	1,400	>81	75-100W	3	
72206	SATIN NICKEL	13"	17W	120V	4000K	1,400	>81	75-100W	3	
72207	OIL RUBBED BRONZE	13"	17W	120V	4000K	1,400	>81	75-100W	3	



# DECORATIVE LIGHTING

## CEILING LIGHTING



### TRIAC DIMMING

CAT. NO.	FIG.	COLOR	DIAMETER	COLOR TEMP	WATTS	DELIVERED LUMENS	VOLTS	REPLACES INCANDESCENT	CASE QTY	EACH
<b>SINGLE RING - NON-METALLIC BASE AND ACCENT</b>										
72220*	1	SATIN NICKEL	12"	3000K	15W	1,050	120V	75-100W	8	
72221	1	OIL RUBBED BRONZE	12"	4000K	15W	1,050	120V	75-100W	8	
72222*	1	SATIN NICKEL	14"	3000K	22W	2,000	120V	150W	8	
72223	1	OIL RUBBED BRONZE	14"	4000K	22W	2,000	120V	150W	8	
<b>DUAL RING - STEEL BASE AND ACCENT</b>										
72224	2	SATIN NICKEL	12"	3000K	12W	800	120V	75W	4	
72225	2	OIL RUBBED BRONZE	12"	3000K	12W	800	120V	75W	4	
72226	2	SATIN NICKEL	12"	4000K	12W	800	120V	75W	4	
72227	2	OIL RUBBED BRONZE	12"	4000K	12W	800	120V	75W	4	
72228	2	SATIN NICKEL	14"	3000K	17W	1,100	120V	100W	4	
72229	2	OIL RUBBED BRONZE	14"	3000K	17W	1,100	120V	100W	4	
72230	2	SATIN NICKEL	14"	4000K	17W	1,100	120V	100W	4	
72231	2	OIL RUBBED BRONZE	14"	4000K	17W	1,100	120V	100W	4	
72232	2	SATIN NICKEL	16"	3000K	32W	1,700	120V	200W	2	
72234	2	SATIN NICKEL	16"	4000K	32W	1,700	120V	200W	2	

\*NOT ENERGY STAR LISTED



FIG. 1



FIG. 2

## GLOBE CEILING LIGHT



### TRIAC DIMMING

CAT. NO.	DIAMETER	WATTS	VOLTS	COLOR TEMP	DELIVERED LUMENS	CRI	REPLACES INCANDESCENT	CASE QTY	EACH
72260	8.5"	12W	120V	3000K	1,040	>80	75W	4	
72261	8.5"	12W	120V	4000K	1,040	>80	75W	4	
72262	8.5"	17W	120V	3000K	1,350	>80	100W	4	
72263	8.5"	17W	120V	4000K	1,350	>80	100W	4	



## WALL SCONCE INDOOR



### TRIAC DIMMING

CAT. NO.	COLOR	WATTS	VOLTS	COLOR TEMP	DELIVERED LUMENS	LENGTH	REPLACES INCANDESCENT	CASE QTY	EACH
72270	SATIN NICKEL	17W	120V	4000K	1,400	15"	75W	6	
72271	OIL RUBBED BRONZE	17W	120V	4000K	1,400	15"	75W	6	



## DESIGNER WALL SCONCE INDOOR

CAT. NO.	COLOR	WATTS	VOLTS	COLOR TEMP	DELIVERED LUMENS	LENGTH	REPLACES INCANDESCENT	CASE QTY	EACH
72280	SATIN NICKEL	12W	120V	4000K	1,030	15"	75W	3	
72281	OIL RUBBED BRONZE	12W	120V	4000K	1,030	15"	75W	3	



### TRIAC DIMMING

## TRACK LIGHTING

CAT. NO.	WATTS	VOLTS	# OF CIRCUITS	HOUSING COLOR	DELIVERED LUMENS	REPLACES	REPLACES FLUORESCENT	CASE QTY	EACH
72700	8.5W	120V	1	WHITE	595	HALO	65W	6	
72701	8.5W	120V	1	BLACK	595	HALO	65W	6	
72703	8.5W	120V	2	BLACK	595	LIGHTOLIER	65W	6	
72704	8.5W	120V	2	WHITE	595	JUNO	65W	6	
72705	8.5W	120V	2	BLACK	595	JUNO	65W	6	
72706	17W	120V	1	WHITE	1,200	HALO	100W	6	
72707	17W	120V	1	BLACK	1,200	HALO	100W	6	
72708	17W	120V	2	WHITE	1,200	LIGHTOLIER	100W	6	
72709	17W	120V	2	BLACK	1,200	LIGHTOLIER	100W	6	
72710	17W	120V	2	WHITE	1,200	JUNO	100W	6	
72711	17W	120V	2	BLACK	1,200	JUNO	100W	6	
72714	38W	120V	1	WHITE	2,348	LIGHTOLIER	200W	6	
72715	38W	120V	1	BLACK	2,348	LIGHTOLIER	200W	6	



# LED DIMMERS

## LED DIMMERS 12V/24V DC



FIG. 1

FIG. 2

FIG. 3

FIG. 4

CAT. NO.	FIG.	VOLTS (DC)	FUNCTIONS	SWITCH RATING	LED/CFL WATTS	FLUORESCENT WATTS	CASE QTY	EACH
82840	1	12/24V	SLIDE/ON/OFF SWITCH	1P	60W	NO	10/60	
82841	1	12/24V	SLIDE/ON/OFF SWITCH	3 WAY	60W	NO	10/60	
82842	2	12/24V	SLIDE	1P	60W	NO	10/60	
82843	2	12/24V	SLIDE	3 WAY	60W	NO	10/60	
82844	2	12/24V	SLIDE	1P	100W	NO	10/60	
82845	3	12/24V	DUAL SLIDE	2P	60W PER POLE	NO	10/60	
82860	4	12/24V	ROCKER	1P	60W	NO	10/60	
82861	4	12/24V	ROCKER	3 WAY	60W	NO	10/60	
82850	4	12/24V	ROCKER	3 WAY	100W	NO	10/60	

## LED DIMMERS 120VAC



FIG. 1

FIG. 2

FIG. 3

FIG. 4

FIG. 5



CAT. NO.	FIG.	VOLTS	FUNCTIONS	SWITCH RATING	LED/CFL WATTS	FLUORESCENT WATTS	MICRO CONTROLLER	SENSITIVITY ADJ DIAL	CASE QTY	EACH
82859	1	120V	SLIDE/ON/OFF SWITCH	1 POLE	150	700	NO	YES	10/60	
82846	1	120V	SLIDE/ON/OFF SWITCH	3 WAY	150	700	NO	YES	10/60	
82847	2	120V	ROCKER	1 POLE	150	600	NO	NO	10/60	
82848	2	120V	ROCKER	3 WAY	150	600	NO	NO	10/60	
82862	2	120V	ROCKER	1 POLE	150	700	NO	YES	10/60	
82849	2	120V	ROCKER	3 WAY	150	700	NO	YES	10/60	
82863	3	120V	ROCKER	1 POLE	150	600	YES	NO	10/60	
82853	3	120V	ROCKER	3 WAY	150	600	YES	NO	10/60	
82864	4	120V	SLIDE/ON/OFF SWITCH	1 POLE	150	600	YES	NO	10/60	
82865	4	120V	SLIDE/ON/OFF SWITCH	3 WAY	150	600	YES	NO	10/60	
82855	5	120V	SLIDE/ROCKER	1 POLE/3 WAY	150	700	NO	YES	10/60	

## LED DIMMERS 120VAC 0-10V DIMMING



FIG. 1

FIG. 2

FIG. 3



CAT. NO.	FIG.	VOLTS	FUNCTIONS	SWITCH RATING	LED/CFL WATTS	INCANDESCENT WATTS	AMPS	CASE QTY	EACH
82851	1	120/277V	ROCKER	1P/3 WAY	150W	600W	3A @120V; 1A @ 277V	60	
82852	2	120/277V	ROCKER	1P/3 WAY	150W	600W	6A @120V; 3A @ 277V	60	
82854	3	120/277V	ROCKER	1P/3 WAY	150W	600W	6A @120V; 3A @ 277V	60	

PLEASE REVIEW ONLINE SPECIFICATION SHEETS. PICTURES AND CERTIFICATIONS MAY NOT BE 100% REPRESENTATIVE OF THE PRODUCT LISTED. TO VIEW DETAILS OF OUR DLC QUALIFIED PRODUCTS, PLEASE CONSULT THE DLC QUALIFIED PRODUCTS LIST AT [WWW.DESIGNLIGHTS.ORG/QPL](http://WWW.DESIGNLIGHTS.ORG/QPL)

# LIGHTING / FAN CONTROLS



## DIMMER WITH MOTION SENSOR

CAT. NO.	VOLTS	DIMMING	SWITCH RATING	LED/CFL WATTS	BALLAST WATTS	CASE QTY	EACH
82656	120-277V	0-10V	1P	150W	800W	10/60	
82657	120-277V	0-10V	1P	150W	800W	10/60	



## DUAL SLIDE FAN SPEED AND LIGHT CONTROLS

CAT. NO.	VOLTS	FUNCTIONS	SWITCH RATING	CURRENT RATING	LED WATTS	INCANDESCENT/HALOGEN WATTS	LISTING	CASE QTY	EACH
82654	120V	3 SPEED	1P	5A	150W	360W	ETL	10/60	
82655	120V	FULL VARIABLE	1P	2.5A	150W	360W	CULUS	10/60	



## SLIDE FAN SPEED CONTROL

CAT. NO.	VOLTS	FUNCTIONS	SWITCH RATING	CURRENT RATING	CASE QTY	EACH
82664	120V	SLIDE SWITCH	1P	2.5A	10/60	



## ROTARY FAN SPEED CONTROL

CAT. NO.	COLOR	VOLTS	FUNCTIONS	SWITCH RATING	CURRENT	CASE QTY	EACH
82610	IVORY	120V	3 SPEED	1P	2.5A	10/60	
82611	WHITE	120V	3 SPEED	1P	2.5A	10/60	
82613	ALMOND	120V	3 SPEED	1P	2.5A	10/60	
82620	IVORY	120V	4 SPEED	3 WAY	1.25A	10/60	
82621	WHITE	120V	4 SPEED	3 WAY	1.25A	10/60	



PLEASE REVIEW ONLINE SPECIFICATION SHEETS. PICTURES AND CERTIFICATIONS MAY NOT BE 100% REPRESENTATIVE OF THE PRODUCT LISTED. TO VIEW DETAILS OF OUR DLC QUALIFIED PRODUCTS, PLEASE CONSULT THE DLC QUALIFIED PRODUCTS LIST AT [WWW.DESIGNLIGHTS.ORG/OPL](http://WWW.DESIGNLIGHTS.ORG/OPL)

FOR MORE INFO VISIT [MORRISPRODUCTS.COM](http://MORRISPRODUCTS.COM)

## WALL MOUNT OCCUPANCY/VACANCY SENSOR



### PIR

CAT. NO.	COLOR	SWITCH TYPE	SWITCH RATING	INCANDESCENT/FLUORESCENT RATING	COVERAGE	VOLTS	TIME DELAY	CASE QTY	EACH
80520	IVORY	AUTO ON/OFF MANUAL ON/AUTO OFF	SINGLE POLE	800W @ 120V 1200W @ 277V	180°	120-277V	5 SEC-30 MIN	50	
80521	WHITE	AUTO ON/OFF MANUAL ON/AUTO OFF	SINGLE POLE	800W @ 120V 1200W @ 277V	180°	120-277V	5 SEC-30 MIN	50	
80540	WHITE	AUTO ON/OFF MANUAL ON/AUTO OFF	SINGLE POLE 3-WAY	800W @ 120V 1200W @ 277V	180°	120-277V	5 SEC-30 MIN	50	



### NO NEUTRAL - PIR

CAT. NO.	COLOR	SWITCH TYPE	SWITCH RATING	INCANDESCENT/FLUORESCENT RATING	COVERAGE	VOLTS	TIME DELAY	CASE QTY	EACH
80528	WHITE	AUTO ON/OFF MANUAL ON/AUTO OFF	SINGLE POLE	800W @ 120V 1200W @ 277V	180°	120-277V	5 SEC-30 MIN	50	
80532	WHITE	AUTO ON/OFF MANUAL ON/AUTO OFF	SINGLE POLE 3-WAY	800W @ 120V 1200W @ 277V	180°	120-277V	5 SEC-30 MIN	50	



### DOUBLE POLE - PIR

CAT. NO.	COLOR	SWITCH TYPE	SWITCH RATING	INCANDESCENT/FLUORESCENT RATING	COVERAGE	VOLTS	CASE QTY	EACH
80544	WHITE	ON/OFF AUTO MANUAL ON/AUTO OFF	DOUBLE POLE	800W @ 120V	180°	120V	50	
80548	WHITE	ON/OFF AUTO MANUAL ON/AUTO OFF	DOUBLE POLE	800W @ 120V 1200W @ 277V	180°	120-277V	50	

## MOTION SENSOR SWITCH - PIR



FIG. 1  
CEILING



FIG. 2  
HI-BAY

CAT. NO.	FIG.	COLOR	INCANDESCENT/FLUORESCENT RATING	COVERAGE	VOLTS	CASE QTY	EACH
80552	1	WHITE	800W @ 120V, 1200W @ 277V	360°, 20FT DIAMETER @ 15FT HEIGHT, 15FT DIAMETER @ 10FT HEIGHT	120-277V	50	
80556	2	WHITE	800W @ 120V, 1200W @ 277V	360° - 30FT HEIGHT & 40FT DIAMETER	120-277V	50	

PLEASE REVIEW ONLINE SPECIFICATION SHEETS. PICTURES AND CERTIFICATIONS MAY NOT BE 100% REPRESENTATIVE OF THE PRODUCT LISTED. TO VIEW DETAILS OF OUR DLC QUALIFIED PRODUCTS, PLEASE CONSULT THE DLC QUALIFIED PRODUCTS LIST AT [WWW.DESIGNLIGHTS.ORG/DPL](http://WWW.DESIGNLIGHTS.ORG/DPL)



## LED FIBERGLASS LAMPHOLDERS WITH LAMP

CAT. NO.	DESCRIPTION	WATTS	VOLTS	LUMENS	DIMENSIONS				CASE QTY	EACH
					A	B	C	D		
72530	KEYLESS	9W	120V	800	3-1/16"	3-1/2"	1-1/2"	4-1/2"	24	
72531	PULL CHAIN	9W	120V	800	3-1/16"	3-7/8"	1-1/4"	5"	48	
72532	GU24 LED	9W	120V	800	2-1/2"	1-1/16"	-	3-1/8"	48	



## BATTERY OPERATED MOTION ACTIVATED CLOSET LIGHT

CAT. NO.	COLOR	BOX QTY	EACH
82109	WHITE	1	

## FLUORESCENT/INCANDESCENT LIGHT METER



CAT. NO.	CASE QTY	EACH
MS6610	20	

## LED LIGHT METER



CAT. NO.	CASE QTY	EACH
MS6612T	20	

## FIXTURE HOOKS

CAT. NO.	THREAD SIZE	CASE QTY	EACH
18095A	1/2"	300	
18092	3/4"	50	



## TOMBSTONE LED & T8



CAT. NO.	STYLE	BAG QTY	EACH
<b>LOW PROFILE</b>			
45225	NON-SHUNTED	10	
45227	SHUNTED	10	
<b>TALL PROFILE</b>			
45226	NON-SHUNTED	10	
45228	SHUNTED	10	

PLEASE REVIEW ONLINE SPECIFICATION SHEETS. PICTURES AND CERTIFICATIONS MAY NOT BE 100% REPRESENTATIVE OF THE PRODUCT LISTED. TO VIEW DETAILS OF OUR DLC QUALIFIED PRODUCTS, PLEASE CONSULT THE DLC QUALIFIED PRODUCTS LIST AT [WWW.DESIGNLIGHTS.ORG/OPL](http://WWW.DESIGNLIGHTS.ORG/OPL)

# TIME CONTROLS

7 DAY IN-WALL

## DIGITAL SELF-ADJUSTING TIMER - SUNTRACKER



SUNTRACKER &  
DAYLIGHT SAVINGS  
FEATURES

CAT. NO.	COLOR	SUNTRACKER	CASE QTY	EACH
80510	IVORY	NO	6	
80511	WHITE	NO	6	
80515	IVORY	YES	6	
80516	WHITE	YES	6	

## IN-WALL COUNTDOWN TIMER

CAT. NO.	COLOR	CASE QTY	EACH
80505	WHITE	6	



## SPRING WOUND TIMERS

CAT. NO.	FUNCTION	TIME	CASE QTY	EACH
80490	SPST	30 MIN	50	
80493	DPST	60 MIN	50	
80494	SPST	120 MIN	50	
80495	SPST	180 MIN	50	



PLEASE REVIEW ONLINE SPECIFICATION SHEETS. PICTURES AND CERTIFICATIONS MAY NOT BE 100% REPRESENTATIVE OF THE PRODUCT LISTED. TO VIEW DETAILS OF OUR DLC QUALIFIED PRODUCTS, PLEASE CONSULT THE DLC QUALIFIED PRODUCTS LIST AT [WWW.DESIGNLIGHTS.ORG/QPL](http://WWW.DESIGNLIGHTS.ORG/QPL)

# EMERGENCY BATTERY BACKUPS



**NEW**

## UFO LINE SIDE EMERGENCY BATTERY BACKUP

120V AC (170V DC Line Side Wiring)

No load side DC wiring necessary - Fast & Simple

Remote Tester for periodic battery testing - works with multiple units

CAT. NO.	WATTS	CASE QTY	EACH
76503	40	4	
76504	REMOTE TESTER		



**NEW**

## LINE SIDE EMERGENCY BATTERY BACKUP

120V AC (170V DC Line Side Wiring)

No load side DC wiring necessary - Fast & Simple  
Panels, Troffers, Strips, Wraps, Vaportight Fixtures

CAT. NO.	WATTS	CASE QTY	EACH
76501	15	10	
76502	25	10	



**WHILE SUPPLIES LAST**

## EMERGENCY BATTERY BACKUPS

### BATTERY PACK



### EMERGENCY DC INVERTER

CAT. NO.	TYPE	WATTS	VOLTS	MAH	CASE QTY	EACH
72918	DC INVERTER				1	
<b>DC INVERTER REQUIRED - SEE BELOW FOR BATTERY PACKS</b>						
<b>SEE SPEC DATA SHEET FOR CORRECT SIZING OF BATTERY PACK</b>						
<b>BATTERY PACKS - FOR USE WITH DC INVERTER</b>						
72915	BATTERY BACK UP	4W	9.6V	900	8	
72916	BATTERY BACK UP	12W	9.6V	2500	8	

# LED EXIT SIGNS

## EXIT/EMERGENCY

### LED EXIT SIGNS



CAT. NO.	LED COLOR	HOUSING COLOR	VOLTS	BATTERY BACKUP	CASE QTY	EACH
<b>STANDARD</b>						
73010	RED	WHITE	120/277V	NO	6	
73012	RED	WHITE	120/277V	YES	6	
73013	RED	BLACK	120/277V	YES	6	
73014	GREEN	WHITE	120/277V	NO	6	
73016	GREEN	WHITE	120/277V	YES	6	
73017	GREEN	BLACK	120/277V	YES	6	
<b>REMOTE CAPABLE (USE ONLY 3.6V LED REMOTE HEADS)</b>						
73022	RED	WHITE	120/277V	YES	6	
73024	GREEN	WHITE	120/277V	YES	6	
73025	GREEN	BLACK	120/277V	YES	6	
<b>2 CIRCUIT UNIT WIRED FOR AC POWER &amp; DC GENERATOR BACKUP</b>						
73026	RED	WHITE	120/277V	NO	6	
73028	GREEN	WHITE	120/277V	NO	6	
<b>STANDARD WITH SELF DIAGNOSTIC</b>						
73512	RED	WHITE	120/277V	YES	6	
73514	GREEN	WHITE	120/277V	YES	6	
<b>REMOTE CAPABLE WITH SELF DIAGNOSTIC (USE ONLY 3.6V LED REMOTE HEADS) (WILL NOT OPERATE CORRECTLY UNLESS USED WITH REMOTE HEADS)</b>						
73516	RED	WHITE	120/277V	YES	6	
73518	GREEN	WHITE	120/277V	YES	6	

CAT. NO.	LETTER COLOR	HOUSING FINISH	VOLTS	FACE COLOR	CASE QTY	EACH
73340	RED	BRUSHED ALUMINUM	120/277V	BRUSHED ALUMINUM	6	
73343	RED	BLACK	120/277V	BRUSHED ALUMINUM	6	
73344	RED	BLACK	120/277V	BLACK	6	
73346	RED	WHITE	120/277V	BRUSHED ALUMINUM	6	
73348	RED	WHITE	120/277V	WHITE	6	
73360	GREEN	BRUSHED ALUMINUM	120/277V	BRUSHED ALUMINUM	6	
73363	GREEN	BLACK	120/277V	BRUSHED ALUMINUM	6	
73364	GREEN	BLACK	120/277V	BLACK	6	
73366	GREEN	WHITE	120/277V	BRUSHED ALUMINUM	6	
<b>EXTRA FACE PLATES</b>						
73380	RED	BRUSHED ALUMINUM				
73381	RED	BLACK				
73382	RED	WHITE				
73383	GREEN	BRUSHED ALUMINUM				
73384	GREEN	BLACK				
73385	GREEN	WHITE				

### EDGE LIT EXIT SIGNS



#### SURFACE MOUNT



CEILING MOUNT

SIDE MOUNT

WALL MOUNT

To Convert Single Sided Fixture to Double Sided Legend:

73320 Red Double Sided Legend Panel

73322 Green Double Sided Legend Panel

CAT. NO.	PANEL COLOR	VOLTS	HOUSING	CASE QTY	EACH
<b>SURFACE MOUNT ONE SIDED LEGEND</b>					
73310	RED ON CLEAR	120/277V	ANODIZED ALUMINUM	4	
73311	RED ON CLEAR	120/277V	WHITE	4	
73312	RED ON CLEAR	120/277V	BLACK	4	
73315	GREEN ON CLEAR	120/277V	ANODIZED ALUMINUM	4	
73316	GREEN ON CLEAR	120/277V	WHITE	4	
73317	GREEN ON CLEAR	120/277V	BLACK	4	
<b>SURFACE MOUNT DOUBLE SIDED LEGEND</b>					
73402*	RED ON CLEAR	120/277V	ANODIZED ALUMINUM	4	
73403*	RED ON CLEAR	120/277V	WHITE	4	
73404*	RED ON CLEAR	120/277V	BLACK	4	
73405*	GREEN ON CLEAR	120/277V	ANODIZED ALUMINUM	4	
73406*	GREEN ON CLEAR	120/277V	WHITE	4	
73407*	GREEN ON CLEAR	120/277V	BLACK	4	
<b>DOUBLE SIDED PANELS</b>					
73320	RED DOUBLE SIDED PANEL				
73322	GREEN DOUBLE SIDED PANEL				

\* Double Sided fixtures have a Mylar separator in center so you only see EXIT from one side

#### RECESSED MOUNT



To Convert Single Sided Fixture to Double Sided Legend:

73320 Red Double Sided Legend Panel

73322 Green Double Sided Legend Panel

CAT. NO.	PANEL COLOR	VOLTS	HOUSING	CASE QTY	EACH
<b>RECESSED MOUNT ONE SIDED LEGEND</b>					
73330	RED ON CLEAR	120/277V	ANODIZED ALUMINUM	4	
73331	RED ON CLEAR	120/277V	WHITE	4	
73332	RED ON CLEAR	120/277V	BLACK	4	
73335	GREEN ON CLEAR	120/277V	ANODIZED ALUMINUM	4	
73336	GREEN ON CLEAR	120/277V	WHITE	4	
73337	GREEN ON CLEAR	120/277V	BLACK	4	
<b>RECESSED MOUNT DOUBLE SIDED LEGEND</b>					
73412*	RED ON CLEAR	120/277V	ANODIZED ALUMINUM	4	
73413*	RED ON CLEAR	120/277V	WHITE	4	
73415*	GREEN ON CLEAR	120/277V	ANODIZED ALUMINUM	4	
73416*	GREEN ON CLEAR	120/277V	WHITE	4	
73417*	GREEN ON CLEAR	120/277V	BLACK	4	
<b>DOUBLE SIDED PANELS</b>					
73320	RED DOUBLE SIDED PANEL				
73322	GREEN DOUBLE SIDED PANEL				

\* Double Sided fixtures have a Mylar separator in center so you only see EXIT from one side



# COLD WEATHER/EXIT/EMERGENCY

## OUTDOOR COLD WEATHER & WET LOCATION



CAT. NO.	LED COLOR	VOLTS	HOUSING	CASE QTY	EACH
73386	RED	120/277V	WHITE	6	
73387	RED	120/277V	BLACK	6	
73388	GREEN	120/277V	WHITE	6	
73389	GREEN	120/277V	BLACK	6	
<b>COLD WEATHER SELF DIAGNOSTIC</b>					
73371	RED	120/277V	WHITE	6	
<b>BLANK BACK MOUNTING PLATE (ONE SIDED APPLICATIONS-SOLD SEPARATELY)</b>					
73378	WHITE			1	
73379	BLACK			1	



2 LEGEND PLATES INCLUDED  
BLANK MOUNTING PLATE SOLD SEPARATELY



## OUTDOOR COLD WEATHER & WET LOCATION COMBO SURFACE MOUNT

CAT. NO.	LETTER COLOR	VOLTS	LUMENS PER HEAD	HOUSING COLOR	CASE QTY	EACH
<b>FIXTURES INCLUDE TWO LEGEND PLATES</b>						
73375	RED	120/277V	219	WHITE	4	
<b>REMOTE CAPABLE</b>						
73376	RED	120/277V	219	WHITE	4	
<b>BLANK BACK MOUNTING PLATE (ONE SIDED APPLICATIONS-SOLD SEPARATELY)</b>						
73377			BLANK PLATE		1	



## OUTDOOR COLD WEATHER WET LOCATION LED EMERGENCY REMOTE CAPABLE

CAT. NO.	HOUSING	VOLTS	BATTERY	CASE QTY	EACH
73370	POLY-CARBONATE	120/277V	9.6V 1900 MAH NI-CAD	4	



## INDOOR LED EMERGENCY LIGHTS WET LOCATION

CAT. NO.	VOLTS	BATTERY	CASE QTY	EACH
73396A	120/277V	NICKEL CADMIUM	4	



## INDOOR LED COMBO EXIT/EMERGENCY LIGHT WET LOCATION

CAT. NO.	LED COLOR	VOLTS	BATTERY	LENGTH	DEPTH	HEIGHT	CASE QTY	EACH
<b>STANDARD EXIT SIGN</b>								
73452	RED	120/277V	2.4V 500MAH NI-CD	12-5/8"	2-1/2"	8-1/8"	4	
73453	GREEN	120/277V	2.4V 500MAH NI-CD	12-5/8"	2-1/2"	8-1/8"	4	
<b>REMOTE CAPABLE EXIT SIGN</b>								
73454	RED	120/277V	3.6V 1800MAH NI-MH	12-5/8"	2-1/2"	8-1/8"	4	
73455	GREEN	120/277V	3.6V 1800MAH NI-MH	12-5/8"	2-1/2"	8-1/8"	4	
<b>STANDARD COMBO HIGH OUTPUT</b>								
73456	RED	120/277V	3.6V 1000MAH NI-CD	12-9/16"	2-1/2"	13-5/16"	4	
73457	GREEN	120/277V	3.6V 1000MAH NI-CD	12-9/16"	2-1/2"	13-5/16"	4	
<b>REMOTE CAPABLE COMBO HIGH OUTPUT</b>								
73458	RED	120/277V	3.6V 1800MAH NI-MH	12-9/16"	2-1/2"	13-5/16"	4	



# COMBOS

## LIGHT PIPE LED COMBO



CAT. NO.	LED COLOR	VOLTS	HOUSING	LUMENS	WIDTH	DEPTH	HEIGHT	CASE QTY	EACH
73372	RED	120/277V	WHITE	184	12.50"	1.87"	8.25"	6	
73373	GREEN	120/277V	WHITE	184	12.50"	1.87"	8.25"	6	
				<b>SELF DIAGNOSTIC</b>					
73374	RED	120/277V	WHITE	184	12.50"	1.87"	8.25"	6	

## LED COMBO EXIT/EMERGENCY LIGHT ADJUSTABLE HEADS



CAT. NO.	LED COLOR	VOLTS	HOUSING COLOR	LUMENS PER HEAD	WIDTH	DEPTH	HEIGHT	CASE QTY	EACH
				<b>HIGH OUTPUT COMBO</b>					
73462	RED	120/277V	WHITE	76	20"	2"	8.10"	4	
				<b>HIGH OUTPUT REMOTE CAPABLE COMBO (USE ONLY LED REMOTE HEADS)</b>					
73466	RED	120/277V	WHITE	76	20"	2"	8.10"	4	
				<b>HIGH OUTPUT COMBO WITH SELF DIAGNOSTIC</b>					
73470	RED	120/277V	WHITE	76	20"	2"	8.10"	4	
73472	GREEN	120/277V	WHITE	76	20"	2"	8.10"	4	
				<b>HIGH OUTPUT REMOTE CAPABLE COMBO WITH SELF DIAGNOSTIC (USE ONLY LED REMOTE HEADS) (WILL NOT OPERATE CORRECTLY UNLESS USED WITH REMOTE HEADS)</b>					
73474	RED	120/277V	WHITE	76	20"	2"	8.10"	4	
73476	GREEN	120/277V	WHITE	76	20"	2"	8.10"	4	

## LED COMBO EXIT/EMERGENCY LIGHT ROUND HEAD



CAT. NO.	LED COLOR	VOLTS	HOUSING COLOR	LUMENS PER HEAD	WIDTH	DEPTH	HEIGHT	CASE QTY	EACH
				<b>STANDARD</b>					
73040	RED	120/277V	WHITE	33	11.60"	2.00"	7.20"	6	
73041	RED	120/277V	BLACK	33	11.60"	2.00"	7.20"	6	
73042	GREEN	120/277V	WHITE	33	11.60"	2.00"	7.20"	6	
73043	GREEN	120/277V	BLACK	33	11.60"	2.00"	7.20"	6	
				<b>HIGH OUTPUT</b>					
73050	RED	120/277V	WHITE	76	11.60"	2.00"	7.20"	6	
73052	GREEN	120/277V	WHITE	76	11.60"	2.00"	7.20"	6	
				<b>HIGH OUTPUT REMOTE CAPABLE (USE ONLY LED REMOTE HEADS)</b>					
73054	RED	120/277V	WHITE	76	11.60"	2.00"	7.20"	6	
73055	RED	120/277V	BLACK	76	11.60"	2.00"	7.20"	6	
73056	GREEN	120/277V	WHITE	76	11.60"	2.00"	7.20"	6	
73057	GREEN	120/277V	BLACK	76	11.60"	2.00"	7.20"	6	
				<b>STANDARD WITH SELF DIAGNOSTIC</b>					
73534	GREEN	120/277V	WHITE	33	11.60"	2.00"	7.20"	6	
				<b>HIGH OUTPUT REMOTE CAPABLE WITH SELF DIAGNOSTIC (USE ONLY LED REMOTE HEADS) (WILL NOT OPERATE CORRECTLY UNLESS USED WITH REMOTE HEADS)</b>					
73538	GREEN	120/277V	WHITE	76	11.60"	2.00"	7.20"	6	

## LED COMBO EXIT/EMERGENCY LIGHT SQUARE HEAD



CAT. NO.	LED COLOR	VOLTS	HOUSING COLOR	LUMENS PER HEAD	WIDTH	DEPTH	HEIGHT	CASE QTY	EACH
				<b>HIGH OUTPUT</b>					
73432	RED	120/277V	WHITE	76	11.60"	1.75"	7.20"	6	
73433	RED	120/277V	BLACK	76	11.60"	1.75"	7.20"	6	
73434	GREEN	120/277V	WHITE	76	11.60"	1.75"	7.20"	6	
73435	GREEN	120/277V	BLACK	76	11.60"	1.75"	7.20"	6	
				<b>HIGH OUTPUT REMOTE CAPABLE (USE ONLY LED REMOTE HEADS)</b>					
73442	RED	120/277V	WHITE	76	11.60"	1.75"	7.20"	6	
73443	RED	120/277V	BLACK	76	11.60"	1.75"	7.20"	6	
73444	GREEN	120/277V	WHITE	76	11.60"	1.75"	7.20"	6	

PLEASE REVIEW ONLINE SPECIFICATION SHEETS. PICTURES AND CERTIFICATIONS MAY NOT BE 100% REPRESENTATIVE OF THE PRODUCT LISTED. TO VIEW DETAILS OF OUR DLC QUALIFIED PRODUCTS, PLEASE CONSULT THE DLC QUALIFIED PRODUCTS LIST AT [WWW.DESIGNLIGHTS.ORG/OPL](http://WWW.DESIGNLIGHTS.ORG/OPL)

# EMERGENCY LIGHTS



## LED EMERGENCY LIGHT ROUND HEAD

CAT. NO.	COLOR	VOLTS	LUMENS PER HEAD	WIDTH	DEPTH	HEIGHT	CASE QTY	EACH
<b>STANDARD</b>								
73118	WHITE	120/277V	33	9"	2.75"	4-3/4"	12	
73119	BLACK	120/277V	33	9"	2.75"	4-3/4"	12	
<b>HIGH OUTPUT</b>								
73112	WHITE	120/277V	76	9"	2.75"	4-3/4"	12	
<b>HIGH OUTPUT REMOTE CAPABLE (USE ONLY LED REMOTE HEADS)</b>								
73114	WHITE	120/277V	76	9"	2.75"	4-3/4"	12	
73115	BLACK	120/277V	76	9"	2.75"	4-3/4"	12	
<b>STANDARD WITH SELF DIAGNOSTIC</b>								
73522	WHITE	120/277V	33	9"	2.75"	4-3/4"	12	
<b>HIGH OUTPUT REMOTE CAPABLE WITH SELF DIAGNOSTIC (USE ONLY LED HEADS) (WILL NOT OPERATE CORRECTLY UNLESS USED WITH REMOTE HEADS)</b>								
73524	WHITE	120/277V	76	9"	2.75"	4-3/4"	12	



SELF-DIAGNOSTIC VERSION MONITORS BATTERY/CHARGER FAILURE, BATTERY DISCONNECT AND LAMP FAILURE



## LED EMERGENCY LIGHT SQUARE HEAD

CAT. NO.	COLOR	VOLTS	LUMENS PER HEAD	WIDTH	DEPTH	HEIGHT	CASE QTY	EACH
<b>HIGH OUTPUT</b>								
73424	WHITE	120/277V	76	9"	2.75"	4-3/4"	9	
73425	BLACK	120/277V	76	9"	2.75"	4-3/4"	9	
<b>HIGH OUTPUT REMOTE CAPABLE (USE ONLY LED REMOTE HEADS)</b>								
73426	WHITE	120/277V	76	9"	2.75"	4-3/4"	9	
73427	BLACK	120/277V	76	9"	2.75"	4-3/4"	9	



## LED EMERGENCY LIGHT ADJUSTABLE OPTICS

CAT. NO.	COLOR	VOLTS	LUMENS PER HEAD	WIDTH	DEPTH	HEIGHT	CASE QTY	EACH
73428	WHITE	120/277V	65	9.5"	2.25"	4-5/8"	12	
73429	BLACK	120/277V	65	9.5"	2.25"	4-5/8"	12	



## WET LOCATION ADJUSTABLE LED EMERGENCY LIGHT

CAT. NO.	VOLTS	HOUSING	CASE QTY	EACH
73398	120/277V	WHITE	6	



## RECESSED EMERGENCY DOWNLIGHT

CAT. NO.	VOLTS	TRIM TYPE	HOUSING/TRIM COLOR	CTN QTY	EACH
73160	120/277V	GIMBAL	WHITE	4	
73161	120/277V	GIMBAL	BLACK	4	



## ADJUSTABLE LED EMERGENCY LIGHT WET LOCATION

CAT. NO.	COLOR	VOLTS	CASE QTY	EACH
73158	WHITE	120/277V	6	

RECESSED EMERGENCY LIGHTING UNIT MOUNTS FLUSH WITH CEILING FOR A CONCEALED, UNOBTRUSIVE LOOK



PLEASE REVIEW ONLINE SPECIFICATION SHEETS. PICTURES AND CERTIFICATIONS MAY NOT BE 100% REPRESENTATIVE OF THE PRODUCT LISTED. TO VIEW DETAILS OF OUR DLC QUALIFIED PRODUCTS, PLEASE CONSULT THE DLC QUALIFIED PRODUCTS LIST AT [WWW.DESIGNLIGHTS.ORG/QPL](http://WWW.DESIGNLIGHTS.ORG/QPL)

FOR MORE INFO VISIT [MORRISPRODUCTS.COM](http://MORRISPRODUCTS.COM)

## HI-CAPACITY EMERGENCY LIGHTING UNITS



6 VOLT AND 12 VOLT  
REMOTE CAPABILITY, EFFICIENT  
AND EASY TO INSTALL  
COMPLETELY SELF-CONTAINED &  
FULLY-AUTOMATIC

CAT. NO.	WATTS PER UNIT	VOLTS	MAXIMUM HEADS FOR 4 HRS OPERATION	MAXIMUM HEADS FOR 2 HRS OPERATION	MAXIMUM HEADS FOR 1.5 HRS OPERATION	CASE QTY	EACH
<b>6-VOLT UNITS WITH REMOTE CAPACITY 7.2 WATT WEDGE BASE LAMPS</b>							
73166	50W	120/277V	2	5	6	2	
73170	100W	120/277V	5	10	13	2	
<b>12-VOLT UNITS WITH REMOTE CAPACITY 9 WATT WEDGE BASE LAMPS</b>							
73176	50W	120/277V	2	4	5	2	
73180	100W	120/277V	4	8	11	2	

Use Multi-Volt Remote Heads at bottom of page

## LED COMBO EXIT/EMERGENCY LIGHT



FIXED

ADJUSTABLE

CAT. NO.	OPTIC	VOLTS	MOTION SENSOR	HEIGHT	WIDTH	DEPTH	CASE QTY	EACH
<b>MOTION SENSOR LIGHT &amp; EMERGENCY LIGHT</b>								
73001	FIXED	120/277V	YES	4-1/2"	4-1/2"	2-1/4"	12	
73003	ADJUSTABLE	120/277V	YES	4-1/2"	4-1/2"	2-1/2"	12	
<b>EMERGENCY LIGHT</b>								
73000	FIXED	120/277V	NO	4-1/2"	4-1/2"	2-1/4"	12	
73002	ADJUSTABLE	120/277V	NO	4-1/2"	4-1/2"	2-1/2"	12	

## LED EMERGENCY EGRESS



AC SECURITY LIGHTING  
DUSK TO DAWN  
EMERGENCY EGRESS

CAT. NO.	COLD WEATHER	WATTS	VOLTS	TITLE 24	LUMENS	CASE QTY	EACH
73300	NO	12W	120/277V	NO	1,286	6	
73301	YES	12W	120/277V	NO	1,286	6	
73302	YES	12W	120/277V	YES	1,286	6	

## LED REMOTE LAMP HEADS



FIG 1

FIG 2

FIG 3

CAT. NO.	DESCRIPTION	FIG.	DIMENSIONS			VOLTS	WATTS	LUMEN PER HEAD	CASE QTY	EACH
			W	D	G					
73074	SINGLE HEAD	1	4.53"	4.53"	5.79"	3.6V	1.17W	76	20	
73075	DOUBLE HEAD	2	7.38"	4.53"	6.53"	3.6V	2.34W	76	10	
73116	SINGLE HEAD	3	4.5"	2.75"	4.5"	3.6V	1.72W	76	24	
73117	DOUBLE HEAD	4	6.5"	2.75"	4.75"	3.6V	3.4W	76	10	
73126	SINGLE HEAD WEATHERPROOF	5	4.53"	4.53"	5.79"	3.6V	1.17W	76	20	
73127	DOUBLE HEAD WEATHERPROOF	6	7.38"	4.53"	6.53"	3.6V	2.34W	76	10	



FIG 4

FIG 5

FIG 6

## LED MULTI-VOLT REMOTE LAMP HEADS

3.6V/6V/9.6V/12V



FIG 1

FIG 2

CAT. NO.	DESCRIPTION	FIG.	DIMENSIONS			COLOR	WATTS	LUMEN PER HEAD	CASE QTY	EACH
			W	D	G					
<b>MULTI-VOLT LAMP HEADS 3.6V/6V/9.6V/12V</b>										
73303	SINGLE HEAD	1	4.5"	2.75"	4.5"	GRAY	1W	45	12	
73304	DOUBLE HEAD	2	6.5"	2.75"	4.75"	GRAY	2W	45	12	
73305	SINGLE HEAD WEATHERPROOF	3	4.53"	4.53"	5.79"	GRAY	1W	45	12	
73306	DOUBLE HEAD WEATHERPROOF	4	7.38"	4.53"	6.53"	GRAY	2W	45	12	



FIG 3

FIG 4

# ACCESSORIES / BALLASTS

## VANDAL/ENVIRONMENTAL SHIELD GUARD

POLYCARBONATE

CAT. NO.	FOR USE WITH	SIZE (HT X W X D)	CASE QTY	EACH
73090	EXIT LIGHTS & CAST ALUMINUM EXIT LIGHTS	9" X 13.25" X 2.50"	16	
73091	EMERGENCY LIGHTS	7" X 8.5" X 19.5"	3	



73090



73091

## WIRE GUARDS

CAT. NO.	FOR USE WITH	SIZE (HT X W X D)	CASE QTY	EACH
73095	EMERGENCY LIGHTS, EXIT LIGHTS & CAST ALUMINUM EXIT LIGHTS	13.5" X 15" X 6"	10	
73096	COMBO EXIT/EMERGENCY LIGHTS	13.5" X 30" X 6"	5	



## LED EXIT SIGN RETROFIT KITS

HARD WIRE

CAT. NO.	DESCRIPTION	BOX QTY	EACH
73080	HARD WIRE UNIT RED LED	1	
73081	HARD WIRE UNIT GREEN LED	1	



## LED EXIT SIGN RETROFIT KITS

SCREW-IN

CAT. NO.	DESCRIPTION	BOX QTY	EACH
73082	SCREW-IN UNIT RED LED	1	
73084	SCREW-IN UNIT GREEN LED	1	



## FLUORESCENT EMERGENCY LIGHTING BALLASTS



FIG. 1



FIG. 2



FIG. 3

CAT. NO.	FIG.	LUMENS	LAMP TYPE	LAMP LENGTH	NO. OF LAMPS	WATTAGE	INPUT WATTAGE	VOLTS	LENGTH	WIDTH	HEIGHT	CASE QTY	EACH
72900	1	500	T8-T12	2' - 4'	1	17-40W	2.5	120/277V	9.4"	2.4"	1.5"	6	
72901	2	300-650 2 PIN	CFL	N/A	1	10-26W	3.5	120/277V	9.4"	2.4"	1.5"	6	
72903	1	700	T8-T12	2' - 8'	1 OR 2	17-110W	3.5	120/277V	9.4"	2.4"	1.5"	6	
72904	1	1,400	T8-T12	2' - 8'	1 OR 2	17-215W	4.0	120/277V	13.3"	2.4"	1.5"	6	

CAT. NO.	FIG.	LUMENS	LAMP TYPE	LAMP LENGTH	NO. OF LAMPS	WATTAGE 1 LAMP	WATTAGE 2 LAMP	INPUT WATTAGE	VOLTS	LENGTH	WIDTH	HEIGHT	CASE QTY	EACH
72910	3	500	T5-T8	2' - 4'	1	28W	N/A	2.5	120/277V	10"	2"	1"	6	
72913	3	700	T5-T8	2' - 4'	1 OR 2	14-54WW	14-39	3.32/3.78	120/277V	13.8"	2"	1"	6	
72914	3	1,400	T5-T8	2' - 4'	1 OR 2	14-54	14-39	3.25/3.78	120/277V	14.2"	2"	1"	6	

PLEASE REVIEW ONLINE SPECIFICATION SHEETS. PICTURES AND CERTIFICATIONS MAY NOT BE 100% REPRESENTATIVE OF THE PRODUCT LISTED. TO VIEW DETAILS OF OUR DLC QUALIFIED PRODUCTS, PLEASE CONSULT THE DLC QUALIFIED PRODUCTS LIST AT [WWW.DESIGNLIGHTS.ORG/OPL](http://WWW.DESIGNLIGHTS.ORG/OPL)

FOR MORE INFO VISIT [MORRISPRODUCTS.COM](http://MORRISPRODUCTS.COM)

## MEETS NYC AND CHICAGO CODE REQUIREMENTS

### LED CHICAGO CODE EXIT SIGN



CAT. NO.	LED COLOR	VOLTS	HOUSING	WIDTH	DEPTH	HEIGHT	CASE QTY	EACH
<b>STANDARD EXIT - AC ONLY</b>								
73611	RED	120/277V	WHITE - STEEL	10.9"	3"	16.01"	10	
<b>STANDARD EXIT WITH BATTERY BACKUP</b>								
73612	RED	120/277V	WHITE - STEEL	10.9"	3"	16.01"	10	

### LED CHICAGO CODE EXIT/EMERGENCY SIGN



CAT. NO.	LED COLOR	VOLTS	HOUSING	WIDTH	DEPTH	HEIGHT	CASE QTY	EACH
73613	RED	120/277V	WHITE - STEEL	10.9"	3"	16.01"	4	

### CHICAGO GLASS LEGEND PLATES **NEW**



73620      73621      73624      73622      73623

CAT. NO.	DESCRIPTION	CASE QTY	EACH
73620	EXIT - LEFT ARROW	1	
73621	EXIT - RIGHT ARROW	1	
73622	STAIRS - LEFT ARROW	1	
73623	STAIRS - RIGHT ARROW	1	
73624	STAIRS - NO ARROW	1	

### LED NEW YORK CITY CODE EXIT SIGN



CAT. NO.	LED COLOR	VOLTS	HOUSING	WIDTH	DEPTH	HEIGHT	CASE QTY	EACH
<b>STANDARD EXIT - AC ONLY</b>								
73601	RED	120/277V	WHITE - STEEL	14.5"	2.25"	10.5"	10	
<b>STANDARD EXIT WITH BATTERY BACKUP</b>								
73602	RED	120/277V	WHITE - STEEL	14.5"	2.25"	10.5"	10	

### LED NEW YORK CITY CODE EXIT/EMERGENCY SIGN



CAT. NO.	LED COLOR	VOLTS	HOUSING	WIDTH	DEPTH	HEIGHT	CASE QTY	EACH
73604	RED	120/277V	WHITE - STEEL	16.875"	2.5"	16.8"	4	

### LED NEW YORK CITY CODE EMERGENCY LIGHT



CAT. NO.	VOLTS	HOUSING	WIDTH	DEPTH	HEIGHT	CASE QTY	EACH
73603	120/277V	WHITE - STEEL	13.3125"	2.1875"	13.5"	6	

# NUMERICAL INDEX

17200-17230 30  
 18092 51  
 18095A 51  
 18101-18107 12  
 39010-39069 21  
 39050-39053 20  
 39070-39072 20  
 39100-39112 20  
 45225-45228 51  
 70600A-70603A 37  
 70601B-70605B 37  
 70606-70607 37  
 70614-70617 36  
 70617A 36  
 70618A-70620A 37  
 70618B-70620B 37  
 70621-70626 36  
 71100-71113 14  
 71135B 8  
 71141B 8  
 71143B 8  
 71148B-71149B 8  
 71150A-71159A 16  
 71164C-71165C 25  
 71174C 25  
 71189-71198 37  
 71201-71273 38  
 71251A-71264A 39  
 71294-71298 7  
 71305B 7  
 71307-71308 18  
 71309B-71318B 7  
 71318C 7  
 71339B 7  
 71333C 7  
 71334B 8  
 71336B-71337B 8  
 71339B-71340B 8  
 71343B 8  
 71346B 8  
 71353B 8  
 71356B-71361B 8  
 71411A-71414A 19  
 71418B 17  
 71423B 17  
 71424B 15  
 71425C-71428C 15  
 71429B-71430B 15  
 71431C 15  
 71434B 15  
 71435C-71437C 15  
 71438B 15  
 71440C-71442C 15  
 71443B 15  
 71448B 15  
 71450C 15  
 71451C-71455C 16  
 71457C 16  
 71458B 16  
 71459B-71461B 15  
 71463B 15  
 71465B 15  
 71467B 15  
 71470B-71471B 15  
 71472C 15  
 71473B 15  
 71474C-71477C 15  
 71516B-71519B 17  
 71521B-71528B 17  
 71531A-71533A 9  
 71531A-71537A 9

71590A-71595A 17  
 71598B-71592B 17  
 71598B-71610B 19  
 71612-71624 19  
 71630C-71634C 15  
 71636C-71638C 15  
 71660A 12  
 71660B 12  
 71661-71664 12  
 71663B 12  
 71675A 12  
 71675B 12  
 71677B-71679B 12  
 71678A 12  
 71682B 12  
 71689-71696 12  
 71691B 12  
 71693B-71698B 12  
 71703A 24  
 71705A-71706A 24  
 71708A-71711A 24  
 71713A 24  
 71715A-71719A 24  
 71719A 26, 29  
 71720A 29  
 71721A 28, 29  
 71729A 26-29  
 71729B 24  
 71736A 28-29  
 71738A-71741A 24  
 71745A-71748A 24  
 71749A-71749A 36  
 71761C-71762C 25  
 71764C 25  
 71767C 25  
 71769A 24  
 71771C-71772C 25  
 71774C 25  
 71777C-71778C 25  
 71784B 24  
 71786A-71787A 25  
 71789B 24  
 71794B 25  
 71797B-71799B 25  
 71801A-71809A 9  
 71821A-71825A 9  
 71826-71829 9  
 71879 36  
 71900B-71901B 26  
 71904A 26  
 71913B 27  
 71914A 27  
 71915A 26, 27, 29  
 71920A 29  
 71922-71923 27  
 71928A 26  
 71930A 26  
 71931A-71936A 28  
 71933 28  
 71940A-71944A 28  
 71945A 28  
 71946A 26  
 71947A 29  
 71948A 27, 29  
 71949A-71963A 29  
 71974-71975 28  
 71980-71984 27  
 71990 37  
 72100-72164 18  
 72105A-72108A 26  
 72200-72215 46

72220-72234 47  
 72241-72252 46  
 72260-72281 47  
 72290-72298 31  
 72302-72313 13  
 72401-72403 27  
 72500A 18  
 72501-72503 18  
 72504A 18  
 72517-72519 18  
 72530-72532 51  
 72534-72537 11  
 72539-72549 10, 11  
 72562A-72563A 10  
 72564-72565 10  
 72568A-72571A 10  
 72578A-72586A 10  
 72599-72611 34  
 72612-72617 33  
 72618-72619 34  
 72620-72621 35  
 72622 34  
 72623-72625 35  
 72626-72631 34  
 72632 35  
 72633 34  
 72634-72637 35  
 72638-72641 32  
 72642 34  
 72643A-72645A 32  
 72646-72647 32  
 72648-72649 34  
 72650-72655 32  
 72656-72662 35  
 72663 34  
 72664 35  
 72665 34  
 72666-72669 35  
 72676-72680 32  
 72680A-72682A 32  
 72691-72698 35  
 72700-72715 47  
 72720-72721 33  
 72722-72723 31, 33  
 72740-72742 33  
 72761-72764 34  
 72765-72768 33  
 72769 32  
 72802-72804 25  
 72800-72914 58  
 72915-72918 53  
 73000-73003 58  
 73010-73028 54  
 73040-73057 56  
 73074-73075 58  
 73080-73086 58  
 73112-73115 57  
 73116-73117 58  
 73118-73119 57  
 73126-73127 58  
 73158-73161 57  
 73166-73180 58  
 73210-73211 10  
 73300-73306 58  
 73310-73366 54  
 73370-73371 55  
 73372-73374 58  
 73375-73379 55  
 73380-73385 54  
 73386-73389 55  
 73396A 56

73398 57  
 73402-73417 54  
 73424-73429 57  
 73432-73444 56  
 73452-73458 56  
 73462-73476 56  
 73512-73518 54  
 73522-73524 57  
 73534-73538 56  
 73601-73624 60  
 74000A-74020A 3  
 74000C-74031C 2  
 74026B-74031B 3  
 74032A-74037A 3  
 74036C-74039C 3  
 74043A-74080A 3  
 74045C-74071C 2  
 74069B-74070B 3  
 74072C 3  
 74073A-74077A 9  
 74079C-74087C 2  
 74088-74089 2  
 74090-74091 3  
 74093B-74125B 22  
 74096A-74099A 23  
 74108A-74109A 23  
 74135C-74137C 22  
 74142B 24  
 74143 22, 23  
 74149B-74152B 22  
 74155-74183 1  
 74188B-74187B 22  
 74188B 3, 22  
 74193-74195 1  
 74196-74199 22  
 74200-74204 8  
 74212-74214 22  
 74291-74293 23  
 74297 22  
 74500-74526 9  
 74660-74672 12  
 74733C-74738C 3  
 74803-74804 23  
 75000-75012 40  
 75013 40, 41  
 75014-75015 41  
 75018-75031 42  
 75032-75041 43  
 75042 42, 43  
 75044-75045 43  
 75046-75050 42  
 75051-75053 43  
 75054-75058 41  
 75059-75067 42  
 75068-75069 43  
 75070-75082 40  
 75083 40, 41  
 75084-75085 41  
 75089C 3  
 75092-75093 3  
 750920-75093C 3  
 75096-75097 3  
 75108A-75126A 7  
 75119 7  
 75180-75141 42  
 75142-75153 43  
 75154-75163 40  
 75164-75168 41  
 75169-75170 40  
 75171-75172 40, 41  
 75173-75176 40

75177-75180 41  
 75181-75185 40  
 75186-75187 40, 41  
 75189 40  
 75190 41  
 75191 42  
 75192 43  
 75193-75194 42  
 75195 43  
 75196-75207 42  
 75208-75215 43  
 75216 40, 41, 42, 43  
 75217-75218 41  
 75219 40  
 75220 41  
 75221 40, 41  
 75222-75224 42  
 75225-75226 43  
 75227-75228 40  
 75229 41  
 75301-75303 39  
 75350B-75353B 8  
 76501-76502 53  
 76503-76504 22, 53  
 77000A-77039A 4  
 77019 4  
 77100-77142 5  
 79903-79939 6  
 79944A-79950A 6  
 79951-79960 6  
 80490-80495 52  
 80505-80516 52  
 80520-80556 50  
 82109 51  
 82610-82621 48  
 82654-82664 49  
 82840-82865 48  
 88060 20  
 BFRK 100 44  
 DB10 45  
 DBF 110 45  
 DBF 4XL 45  
 DBLT 4W 45  
 DEDPV-705 UL 45  
 DG 4 45  
 DG 6 45  
 FAT10 45  
 FC 6 45  
 FD 60EM 45  
 FG 4XL 44  
 FG 6M 44  
 FG 6XL 44  
 FLD 60 45  
 FR 100 44  
 FR 150 44  
 IPF 05 45  
 IPHS 5 45  
 MS6610 51  
 MS6612T 51  
 PB 110 44  
 PB 110L10 44  
 PB 270-2 44  
 PB 270L10-2 44  
 PRO 100 44  
 PRO 100 ROUGH-IN KIT 4PK 44  
 PRO 100 TRIM KIT 4PK 44  
 PRO 80 44  
 PRO 80 ROUGH-IN KIT 4PK 44  
 PRO 80 TRIM KIT 4PK 44  
 PRO PLUS 44  
 PRO PLUS-L 44  
 PBW 110 45  
 PBW 110H 45  
 RSK 4 DAMPER 44  
 RSK 6 DAMPER 44  
 RVF 4 45  
 RVF 6 45  
 WCI5 45



*SINGLE SOURCE... ELECTRICAL & LIGHTING*

**WIRE MANAGEMENT CONNECTORS FITTINGS LIGHTING**



FOLLOW US @MORRISPRODUCTS



53 CAREY ROAD QUEENSBURY, NY 12804  
MORRISPRODUCTS.COM  
1.888.777.6678