

MOUNTING

STRUT FITTINGS G1 - G6



FOOT & FURNACE BLOCK G20




SPRING STEEL G7 - G16




QUICK SLING G21



FIXTURE HANGER KITS G17 - G18



TRANSFORMER VIBE PADS G20





Channel Nut - No Spring



- For all channel sizes
- 7404 can not be used with 13/16" & 1" channel
- Zinc Electroplate Finish

DIMENSIONS = INCHES

| CAT. NO. | THREAD | THICKNESS | BOX QTY |
|----------|---------|-----------|---------|
| 17400 | 1/4"-20 | .25" | 100 |
| 17402 | 3/8"-16 | .37" | 100 |
| 17404 | 1/2"-13 | .50" | 100 |

Channel Nut - Short Spring



- For 13/16" & 1" channel
- Zinc Electroplate Finish

DIMENSIONS = INCHES

| CAT. NO. | THREAD | THICKNESS | BOX QTY |
|----------|---------|-----------|---------|
| 17412 | 1/4"-20 | .25" | 100 |
| 17420 | 3/8"-16 | .37" | 100 |

Channel Nut Regular Spring

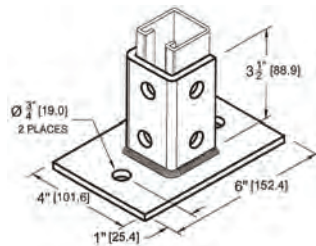
- For 1-3/8" & 1-5/8" channel
- Zinc Electroplate Finish

DIMENSIONS = INCHES

| CAT. NO. | THREAD | THICKNESS | BOX QTY |
|----------|---------|-----------|---------|
| 17430 | 1/4"-20 | .25" | 100 |
| 17438 | 3/8"-16 | .37" | 100 |
| 17442 | 1/2"-13 | .50" | 100 |



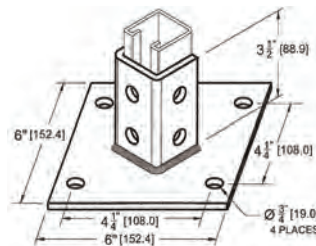
Post Base Single Channel 2 Hole Standard Strut 1-5/8"



- Secures Strut Assembly to Floor or other Surface
- Galvanized Steel
- 2 Mounting Holes
- 4" X 6" Base

| CAT. NO. | BOX QTY |
|----------|---------|
| 17450 | 5 |

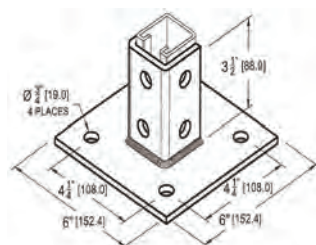
Post Base Single Channel 4 Hole Standard Strut 1-5/8"



- Secures Strut Assembly to Floor or other Surface
- Galvanized Steel
- 4 Mounting Holes
- Corner Orientation
- 6" X 6" Base

| CAT. NO. | BOX QTY |
|----------|---------|
| 17452 | 5 |

Post Base Single Channel 4 Hole Square Strut 1-5/8"




- Secures Strut Assembly to Floor or other Surface
- Galvanized Steel
- 4 Mounting Holes
- Side Orientation
- 6" X 6" Base

| CAT. NO. | BOX QTY |
|----------|---------|
| 17454 | 5 |

STEEL HAS ZINC ELECTROPLATE FINISH, 1-5/8" WIDE X 1/4" THICK. HOLES ARE 9/16" DIAMETER, 13/16" CENTER TO EDGE ON 1-7/16" CENTERS

Square Washer



DIMENSIONS = INCHES


| CAT. NO. | BOLT SIZE | HOLE SIZE | BOX QTY |
|----------|-----------|-----------|---------|
| 17612 | 1/4" | 5/16" | 100 |
| 17616 | 3/8" | 7/16" | 100 |
| 17618 | 1/2" | 9/16" | 100 |

2 Hole Splice Plate




| CAT. NO. | BOX QTY |
|----------|---------|
| 17622 | 50 |

3 Hole Splice Plate




| CAT. NO. | BOX QTY |
|----------|---------|
| 17624 | 25 |

4 Hole Splice Plate




| CAT. NO. | BOX QTY |
|----------|---------|
| 17626 | 25 |

4 Hole Tee Plate



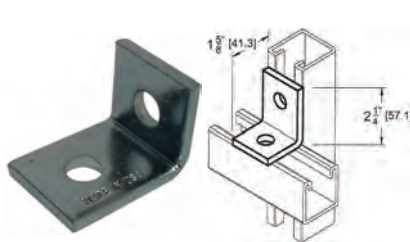
| CAT. NO. | BOX QTY |
|----------|---------|
| 17636 | 20 |

3 Hole Corner Plate



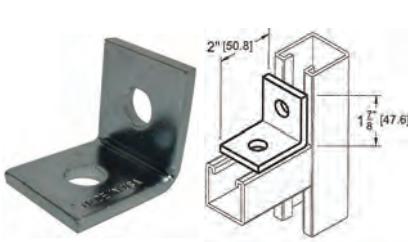
| CAT. NO. | BOX QTY |
|----------|---------|
| 17632 | 25 |

2 Hole Cross Corner Angle



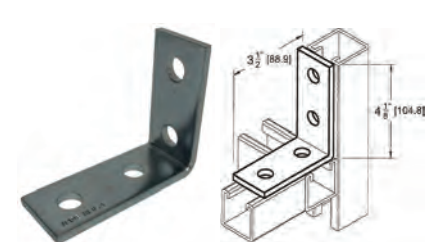
| CAT. NO. | BOX QTY |
|----------|---------|
| 17630 | 50 |

2 Hole Corner Angle



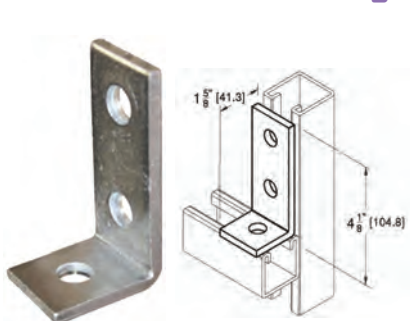
| CAT. NO. | BOX QTY |
|----------|---------|
| 17628 | 50 |

4 Hole 3 Way Corner Angle



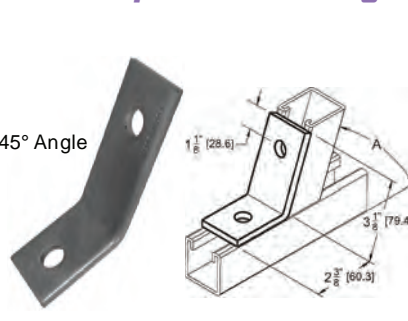
| CAT. NO. | BOX QTY |
|----------|---------|
| 17634 | 25 |

3 Hole Cross Corner Angle




| CAT. NO. | BOX QTY |
|----------|---------|
| 17633 | 50 |

2 Hole Open Corner Angle



| CAT. NO. | BOX QTY |
|----------|---------|
| 17638 | 50 |

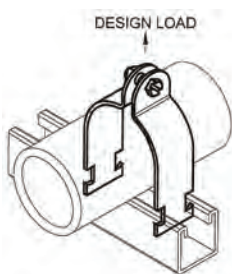
Plastic White End Caps



| CAT. NO. | CHANNEL USED WITH | BOX QTY |
|----------|-------------------|---------|
| 17682 | 13/16" | 100 |
| 17684 | 1-5/8" | 100 |



Rigid Strut Clamp



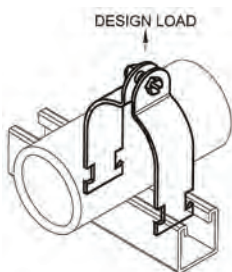
- Secures Rigid/IMC Conduit To Strut
- Zinc Electroplate Finish
- 2-1/2" through 8" Suitable for Rigid and EMT

DIMENSIONS = INCHES

| CAT. NO. | PIPE SIZE (INCH) | O.D. (INCH) | DESIGN LOAD (LBS) | BOX QTY |
|----------|------------------|-------------|-------------------|---------|
| 17514 | 1/2" | .840" | 400 | 100 |
| 17515 | 3/4" | 1.050" | 600 | 100 |
| 17516 | 1" | 1.315" | 600 | 100 |
| 17517 | 1-1/4" | 1.660" | 600 | 50 |
| 17518 | 1-1/2" | 1.900" | 800 | 50 |
| 17519 | 2" | 2.375" | 800 | 50 |
| 17520* | 2-1/2" | 2.875" | 800 | 50 |
| 17521* | 3" | 3.500" | 800 | 25 |
| 17522* | 3-1/2" | 4.000" | 1000 | 25 |
| 17523* | 4" | 4.500" | 1000 | 25 |
| 17524* | 5" | 5.562" | 1000 | 25 |
| 17525* | 6" | 6.625" | 1000 | 25 |
| 17526* | 8" | 8.625" | 1000 | 25 |

*Suitable for Rigid or EMT Conduit

Universal Strut Clamp

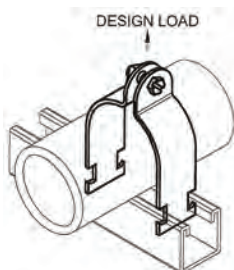


- Secures Rigid/IMC & EMT Conduit To Strut
- Zinc Electroplate Finish

DIMENSIONS = INCHES

| CAT. NO. | PIPE SIZE (INCH) | O.D. (INCH) | DESIGN LOAD (LBS) | BOX QTY |
|----------|------------------|-------------|-------------------|---------|
| 17532 | 1/2" | .773" | 400 | 100 |
| 17533 | 3/4" | .986" | 600 | 100 |
| 17534 | 1" | 1.239" | 600 | 100 |
| 17535 | 1-1/4" | 1.585" | 600 | 50 |
| 17536 | 1-1/2" | 1.820" | 800 | 50 |
| 17537 | 2" | 2.286" | 800 | 50 |

EMT Strut Clamp



- Secures EMT Conduit To Strut
- Zinc Electroplate Finish

DIMENSIONS = INCHES

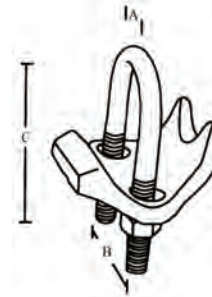
| CAT. NO. | PIPE SIZE (INCH) | O.D. (INCH) | DESIGN LOAD (LBS) | BOX QTY |
|----------|------------------|-------------|-------------------|---------|
| 17542 | 1/2" | .706" | 400 | 100 |
| 17543 | 3/4" | .922" | 400 | 100 |
| 17544 | 1" | 1.163" | 600 | 100 |
| 17545 | 1-1/4" | 1.510" | 600 | 50 |
| 17546 | 1-1/2" | 1.740" | 800 | 50 |
| 17547 | 2" | 2.197" | 800 | 50 |

Malleable Right Angle Pipe Clamp

- Right Angle 90° Conduit Support Secures Rigid, IMC or EMT Perpendicular to Steel Beam, Strut Channel or Angle Supports
- Malleable Iron Cradle
- Steel Galvanized Bolt/Hex Nuts

DIMENSIONS = INCHES

| CAT. NO. | TRADE SIZE | DIMENSIONS | | | OUTER BOX |
|----------|------------|------------|-------|-------|-----------|
| | | A | B | C | |
| 21850 | 3/8" | .820 | 1.00 | 1.12 | 50 |
| 21851 | 1/2" | 1.00 | 1.25 | 2.50 | 50 |
| 21852 | 3/4" | 1.125 | 1.125 | 2.81 | 50 |
| 21853 | 1" | 1.375 | 1.375 | 3.06 | 50 |
| 21854 | 1-1/4" | 1.75 | 1.75 | 3.19 | 50 |
| 21855 | 1-1/2" | 2.00 | 2.375 | 3.50 | 50 |
| 21856 | 2" | 2.50 | 2.50 | 4.50 | 50 |
| 21857 | 2-1/2" | 3.00 | 3.00 | 4.875 | 25 |

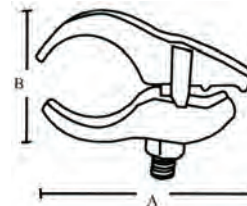


Malleable Parallel Pipe Clamp

- Parallel Conduit Support Secures Rigid, IMC or EMT Parallel to Steel Beam, Strut Channel or Angle Supports
- Malleable Iron Cradle
- Steel Galvanized Bolt/Hex Nuts

DIMENSIONS = INCHES

| CAT. NO. | TRADE SIZE | DIMENSIONS | | OUTER BOX |
|----------|------------|------------|-------|-----------|
| | | A | B | |
| 21861 | 1/2" | 2.00 | 1.37 | 50 |
| 21862 | 3/4" | 2.88 | 1.44 | 50 |
| 21863 | 1" | 3.06 | 1.69 | 50 |
| 21864 | 1-1/4" | 3.63 | 2.125 | 25 |
| 21865 | 1-1/2" | 3.88 | 2.19 | 25 |
| 21866 | 2" | 4.63 | 2.88 | 25 |
| 21867 | 2-1/2" | 5.25 | 3.25 | 25 |
| 21868 | 3" | 5.88 | 3.88 | 10 |
| 21869 | 3-1/2" | 6.31 | 4.31 | 10 |
| 21870 | 4" | 6.81 | 4.81 | 10 |



Malleable Edge Pipe Clamp

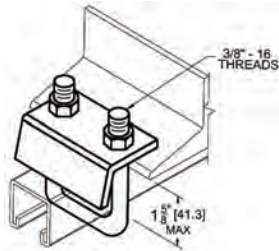
- Edge Conduit Clamp Secures Rigid, IMC or EMT Perpendicular to edge of Steel Beam, Strut Channel or Angle Supports
- Malleable Iron Cradle
- Steel Galvanized Bolt/Hex Nuts

DIMENSIONS = INCHES

| CAT. NO. | TRADE SIZE | DIMENSIONS | | OUTER BOX |
|----------|------------|------------|------|-----------|
| | | A | B | |
| 21871 | 1/2" | 2.81 | 2.13 | 50 |
| 21872 | 3/4" | 2.94 | 2.38 | 50 |
| 21873 | 1" | 3.06 | 2.63 | 25 |
| 21874 | 1-1/4" | 3.06 | 3.06 | 25 |
| 21875 | 1-1/2" | 3.94 | 3.25 | 25 |
| 21876 | 2" | 4.50 | 4.06 | 25 |
| 21877 | 2-1/2" | 5.13 | 4.63 | 10 |
| 21878 | 3" | 5.75 | 5.25 | 10 |



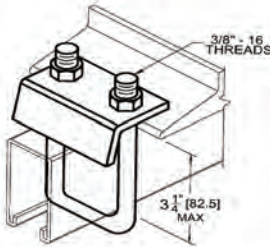
Strut to Beam Clamp with Square U-Bolt



- For 13/16" & 1-5/8" Channel
- Design load 1,200 lbs. when used in pairs
- Zinc Electroplate Finish

| CAT. NO. | DESCRIPTION | BOX QTY |
|----------|--|---------|
| 17462 | BEAM CLAMP FOR 13/16" & 1-5/8" CHANNEL | 25 |

Strut to Beam Clamp with Square U-Bolt



- For 2-7/16" & 3-1/4" Channel
- Design load 1,200 lbs. when used in pairs
- Zinc Electroplate Finish

| CAT. NO. | DESCRIPTION | BOX QTY |
|----------|---|---------|
| 17464 | BEAM CLAMP FOR 2-7/16" & 3-1/4" CHANNEL | 25 |

Strut Fitting Torque Values

- The following are the torque values used for determining the load ratings of fittings when attached to channel framing as specified in the Metal Framing Manufacturers Association (MFMA) Standard #2

| THREAD SIZE | TORQUE | | |
|-------------|---------|---------|------|
| | IN. LB. | FT. LB. | NM |
| 1/4" | 72 | 6 | 8.1 |
| 3/8" | 228 | 19 | 25.8 |
| 1/2" | 600 | 50 | 67.8 |

Beam Clamp Torque Values

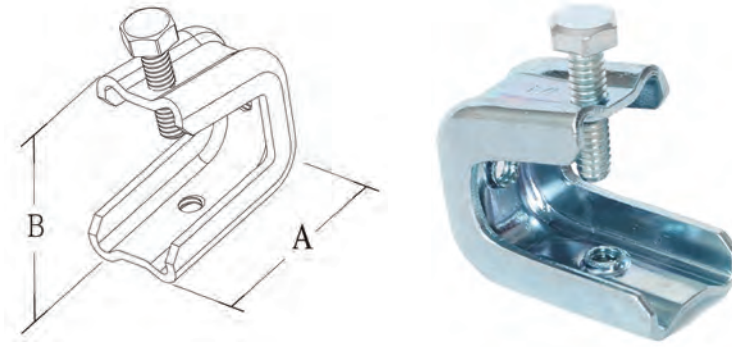
- For beam clamps or other applications the following torque values from Manufacturer's Standardization Society (MSS) SP-69 are recommended unless otherwise specified

| THREAD SIZE | TORQUE | | |
|-------------|---------|---------|------|
| | IN. LB. | FT. LB. | NM |
| 1/4" | 40 | 3.3 | 4.5 |
| 3/8" | 60 | 5.0 | 6.8 |
| 1/2" | 125 | 10.4 | 14.1 |

Beam Clamps Universal



- Used with Conduit Hangers, Bridle Rings and Threaded Rod
- Tapped for Rods - bottom and back
- Case Hardened Steel Set Screw tapped at an angle - locks on beam
- Zinc Plated Steel




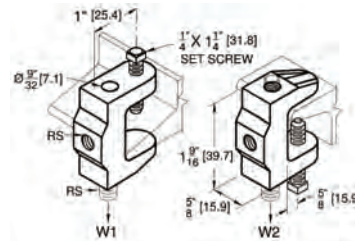
DIMENSIONS = INCHES

| CAT. NO. | FITS FLANGE | BOTTOM & BACK THREADS | STATIC LOAD LIMIT BOTTOM HOLE ONLY | SCREW DIMENSIONS | A | B | INNER BOX | MASTER BOX |
|----------|-------------|-----------------------|------------------------------------|------------------|------|------|-----------|------------|
| 17468 | 1/2 | 1/4-20 | 75 LBS | 1/4-20 X 1" | 1.69 | 1.66 | 25 | 250 |
| 18111* | 1/2 | 10-24 | 75 LBS | 1/4-20 X 1" | 1.65 | 1.40 | - | 50 |
| 17469 | 3/4 | 3/8-16 | 200 LBS | 5/16-18 X 1-3/8" | 2.15 | 2.01 | - | 50 |

*Not UL Listed

Malleable Iron Universal Beam Clamp

- Maximum Flange Thickness of 5/8"
- The threaded hole on the back side of the clamp is not load rated
- Zinc Electroplate Finish



| CAT. NO. | ROD SIZE (RS) | MAX LOAD (W1) | MAX LOAD (W2) | BOX QTY |
|----------|---------------|---------------|---------------|---------|
| 17486 | 1/4"-20 | 100 LBS. | 250 LBS. | 100 |

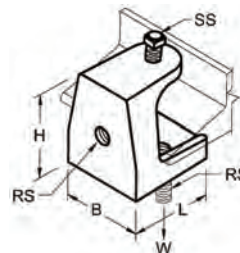
Malleable Iron Rod Support Beam Clamp



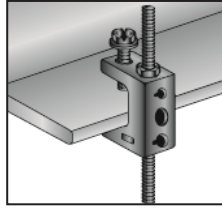
- Used with Conduit Hangers, Bridle Rings & Drop Rods. 1/4" to 1/2"
- Tapped for Rods - bottom and back on all sizes
- Malleable Iron - Zinc plated

DIMENSIONS = INCHES

| CAT. NO. | JAW OPENING | ROD SIZE (RS) | SET SCREW SIZE | MAX LOAD (W) | B | L | H | BOX QTY |
|----------|-------------|---------------|----------------|--------------|-------|-------|-------|---------|
| 17472 | 3/4" | 1/4"-20 | 5/16"-18 | 125 LBS. | 1.18" | 1.38" | 1.38" | 50 |
| 17474 | 7/8" | 3/8"-16 | 1/2"-13 | 300 LBS. | 2.00" | 1.87" | 1.75" | 50 |
| 17476 | 1-1/8" | 1/2"-13 | 1/2"-13 | 750 LBS. | 2.50" | 2.37" | 2.14" | 25 |



Beam Clamps




- Fast installation; fits beam flange up to 1/2"
- Used with 1/4" and 3/8" threaded rod, "S" hooks, conduit hangers, electrical box, & #10-24 or 1/4"-20 bridle rings
- Tapping 1/4"-20 bottom and back.
- Also #10-24 tapping on back

Static Load Limit: 100 lbs

DIMENSIONS - INCHES

| CAT. NO. | ACCOMMODATES | | BOX QTY |
|----------|------------------|----------|---------|
| | FLANGE | DROP ROD | |
| 18016 | UP TO 1/2" THICK | 1/4-3/8 | 100 |

Spring Steel Beam Clamps



- Can be used to suspend boxes, fixtures and bridle rings to beam flanges 1/8" to 1/2"
- Bottom & Back Tapped 1/4"-20

Static Load Limit: 75 lbs to 100 lbs
Front Thread 75 lbs
Rear Thread 100 lbs

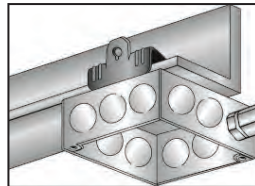
(static load limits cannot be combined)

DIMENSIONS - INCHES

| CAT. NO. | FLANGE THICKNESS | BOX QTY |
|----------|------------------|---------|
| 18012 | 1/8-1/4 | 100 |
| 18014 | 5/16-1/2 | 100 |



Spring Steel Beam Clamps - 1/4-20 X 3/8" Stud



- Can be used to suspend boxes, fixtures and bridle rings to beam flanges 1/8" to 3/4"
- Beam clamp with 1/4"-20 x 3/8" staked stud used to suspend box from bottom of beam

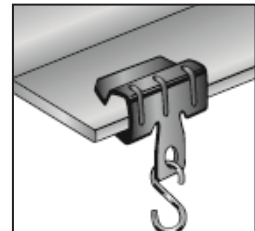
Static Load Limit: 75 lbs

DIMENSIONS - INCHES

| CAT. NO. | FLANGE THICKNESS | BOX QTY |
|----------|------------------|---------|
| 18123 | 1/8-1/4 | 100 |
| 18124 | 5/16-1/2 | 100 |



Spring Steel Beam Clamps Universal



- Can be used on Bulb Tees & Beams
- Clearance for 1/4" Bolt in Tab

Static Load Limit: 200 lbs

DIMENSIONS - INCHES

| CAT. NO. | FLANGE THICKNESS | BOX QTY |
|----------|------------------|---------|
| 18018 | 1/8 TO 1/4 | 100 |
| 18020 | 5/16 TO 1/2 | 100 |
| 18152 | 9/16 TO 3/4 | 100 |



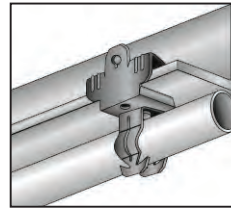
Flange Mount Conduit Assembly - Bottom Mount

- Suspends conduit from bottom of beam
- Will pivot 360°
- Installs with hammer only

Static Load Limit: 25 lbs

DIMENSIONS = INCHES

| CAT. NO. | FLANGE THICKNESS | FITS EMT | FITS RIGID/IMC | BOX QTY |
|----------|------------------|----------|----------------|---------|
| 18190 | 1/8 TO 1/4 | 1/2 | - | 100 |
| 18191 | 1/8 TO 1/4 | 3/4 | 1/2 | 100 |
| 18192 | 1/8 TO 1/4 | 1 | 3/4 | 100 |



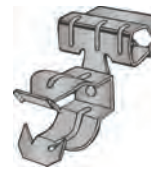
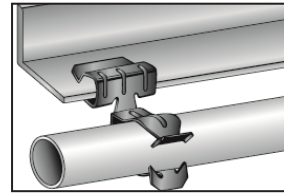
Flange Mount Conduit Assembly - Side Mount

- Suspends conduit from side of beam
- Will pivot 360°
- Installs with hammer only

Static Load Limit: 15 lbs

DIMENSIONS = INCHES

| CAT. NO. | FLANGE THICKNESS | FITS EMT | FITS RIGID/IMC | BOX QTY |
|----------|------------------|----------|----------------|---------|
| 18221 | 1/8 TO 1/4 | 1/2 | - | 100 |
| 18222 | 1/8 TO 1/4 | 3/4 | 1/2 | 100 |
| 18223 | 1/8 TO 1/4 | 1 | 3/4 | 100 |



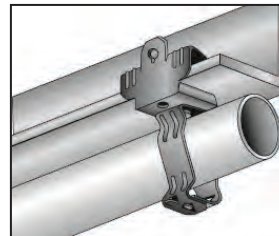
Flange Mount Conduit Assembly - Bottom Mount - Posi-Lock

- Suspends conduit from bottom of beam
- Will pivot 360°
- Installs with hammer only

Static Load Limit: 75 lbs

DIMENSIONS = INCHES

| CAT. NO. | FLANGE THICKNESS | FITS CONDUIT | BOX QTY |
|----------|------------------|--------------|---------|
| 18200 | 1/8 TO 1/4 | 3/8 | 100 |
| 18050 | 1/8 TO 1/4 | 1/2 & 3/4 | 100 |
| 18202 | 1/8 TO 1/4 | 1 | 100 |
| 18211 | 5/16 TO 1/2 | 1/2 & 3/4 | 100 |
| 18212 | 5/16 TO 1/2 | 1 | 100 |



Flange Mount Conduit Assembly - Side Mount - Posi-Lock

- Suspends conduit from side of beam
- Will pivot 360°
- Installs with hammer only


Static Load Limit: 25 lbs

DIMENSIONS = INCHES

| CAT. NO. | FLANGE THICKNESS | FITS CONDUIT | BOX QTY |
|----------|------------------|--------------|---------|
| 18230 | 1/8 TO 1/4 | 3/8 | 100 |
| 18231 | 1/8 TO 1/4 | 1/2 & 3/4 | 100 |
| 18232 | 1/8 TO 1/4 | 1 | 100 |
| 18240 | 5/16 TO 1/2 | 1/2 & 3/4 | 100 |
| 18241 | 5/16 TO 1/2 | 1 | 100 |



Beam Clamp to Conduit Hanger Assembly

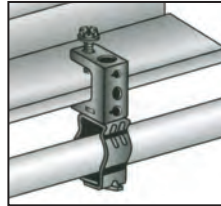


- Spring Steel Beam Clamp with Pre-Installed Conduit Hanger
- Positive Locking Conduit Hanger

Static Load limit:
100 lbs Vertical
25 lbs Horizontal

DIMENSIONS = INCHES

| CAT. NO. | ORIENTATION | FITS CONDUIT | BOX QTY |
|----------|--------------|--------------|---------|
| 18130 | BOTTOM MOUNT | 1/2 & 3/4 | 100 |
| 18140 | SIDE MOUNT | 1/2 & 3/4 | 100 |



Flange Mount Strap Hangers

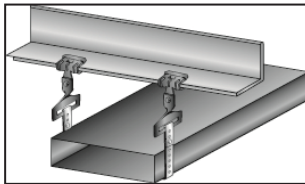


- Suspends Strapping Thru 1" Width
- Fits Beam Flanges from 1/8" to 3/4"
- Parallel & Right Angle Configurations
- Installs with hammer only

Static Load limit: 200 lbs

DIMENSIONS = INCHES

| CAT. NO. | FLANGE THICKNESS | TYPE | BOX QTY |
|----------|------------------|-------------|---------|
| 18270 | 1/8 TO 1/4 | RIGHT ANGLE | 100 |
| 18271 | 5/16 TO 1/2 | RIGHT ANGLE | 100 |
| 18275 | 1/8 TO 1/4 | PARALLEL | 100 |
| 18276 | 5/16 TO 1/2 | PARALLEL | 100 |



Threaded Rod to Beam Assembly



- Suspends 1/4" and 3/8" threaded rod from overhead mountings
- Fits 1/8" Thru 1/2" Thick Flanges

Static Load limit: 200 lbs


DIMENSIONS = INCHES

| CAT. NO. | FLANGE THICKNESS | FOR USE WITH | BOX QTY |
|----------|------------------|-------------------|---------|
| 18250 | 1/8 TO 1/4 | 1/4" THREADED ROD | 100 |
| 18251 | 5/16 TO 1/2 | 1/4" THREADED ROD | 100 |
| 18255 | 1/8 TO 1/4 | 3/8" THREADED ROD | 100 |
| 18256 | 5/16 TO 1/2 | 3/8" THREADED ROD | 100 |

Z Purlin Hangers

- Can be used to suspend fixtures etc.
- No Power Tools required
- Compensated for Angle of Purlin

Static Load Limit: 100 lbs



18155

18156


DIMENSIONS = INCHES

| CAT. NO. | DESCRIPTION | BOX QTY |
|----------|--|---------|
| 18155 | 1/4" BOTTOM HOLE | 100 |
| 18156 | 1/4" HOLE FOR WIRE, S-HOOKS, PERFORATED STRAP AND JACK CHAIN | 100 |

Z Purlin Flange Hangers

- Fits 1/16" to 1/4" thick Z Purlin or vertical flanges
- Clearance for 1/4" bolt
- Accommodates tooling for floor installations
- Can be used with S-hooks, perforated strap & wire

**Static Load Limit:
18180 - 100lbs
18181 - 160lbs**



18180

18181

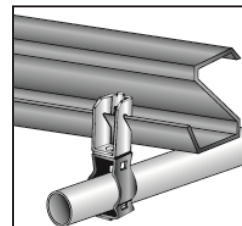
DIMENSIONS = INCHES

| CAT. NO. | FLANGE THICKNESS | FOR USE WITH | BOX QTY |
|----------|------------------|------------------------------|---------|
| 18180 | 1/16" TO 1/4" | FOR USE WITH ANGLED Z PURLIN | 100 |
| 18181 | 1/16" TO 1/4" | VERTICAL FLANGE | 100 |

Z Purlin Conduit Hanger Assembly

- Installed without power tools
- Compensates for angle of purlin

Static Load Limit: 100 lbs



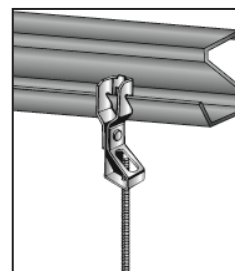
DIMENSIONS = INCHES

| CAT. NO. | DESCRIPTION | BOX QTY |
|----------|----------------------------------|---------|
| 18171 | 1/2" TO 3/4" CONDUIT TO Z PURLIN | 100 |
| 18172 | 1" CONDUIT TO Z PURLIN | 100 |

Z Purlin Rod Hanger Assembly

- Installed without power tools
- Compensates for angle of purlin

Static Load Limit: 100 lbs




DIMENSIONS = INCHES

| CAT. NO. | FOR USE WITH | BOX QTY |
|----------|-------------------|---------|
| 18160 | 1/4" THREADED ROD | 100 |
| 18161 | 3/8" THREADED ROD | 100 |



Angle Bracket Rod/Wire Hangers




- Suspends #8 wire 1/4" and 3/8" threaded rod from overhead mountings with a clearance hole for 1/4" bolt
- Hangers made from high-carbon steel, zinc phosphate & oil finish. Angle bracket made from pre-galvanized steel

Static Load Limit: 160 lbs

| CAT. NO. | FOR USE WITH | BOX QTY |
|----------|--|---------|
| 18260 | 1/4" THREADED ROD WITH THREAD IMPRESSION | 100 |
| 18261 | 3/8" THREADED ROD THREAD IMPRESSION | 100 |

Flexible Conduit/Cable Clips



- Supports flexible conduit and all types of cable from flanges
- Made from high-carbon steel zinc plated

DIMENSIONS = INCHES

| CAT. NO. | AC/MC CABLE O.D. | FLANGE SIZE | BOX QTY |
|----------|------------------|-------------|---------|
| 18291 | .312 -.375 | 1/16"-3/16" | 100 |
| 18292 | .375 -.437 | 1/16"-3/16" | 100 |
| 18293 | .468 -.562 | 1/16"-3/16" | 100 |
| 18294 | .562 -.718 | 1/16"-3/16" | 100 |
| 18301 | .562 -.718 | 3/16"-9/32" | 100 |

Flexible Conduit/Cable Fasteners



- Push Clip attaches BX, MC, or AC cable to open end of metal studs

- Secures MC or BX to most metal studs
- Installed using a hammer only to 2" side of Stud

| CAT. NO. | DESCRIPTION | BOX QTY |
|----------|----------------------------|---------|
| 18311 | MC, AC OR BX TO METAL STUD | 100 |

| CAT. NO. | DESCRIPTION | BOX QTY |
|----------|--|---------|
| 18312 | MC OR BX (12-2 THRU 10-3) TO METAL STUDS | 100 |

Spring Steel Conduit Clip



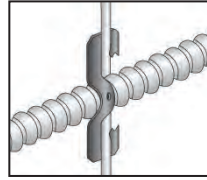
- Attach 1/2" or 3/4" Conduits
- Keyhole for Screw

**Static Load Limit: Vertical: 100lbs
Horizontal: 25lbs**

| CAT. NO. | FITS CONDUIT | BOX QTY |
|----------|--------------|---------|
| 18024 | 1/2", 3/4" | 100 |

Spring Steel Cable Clips

- Cable Clip for 1/4-2 ZThru 1/2-3 MC, AC, or BX
- Supports cable from #12 to #8 wire in horizontal or vertical position
- OD's from .433 to .535
- NOTE: These products are designed for positioning only
- No load rating
- 18028 cULus Listed
- 18026 is not cULus Listed



18026

18028



| CABLE SIZE | CAT NO. FOR #12 WIRE | CAT NO. FOR #10 WIRE | CAT NO. FOR #8 & #9 WIRE | BOX QTY |
|-------------|----------------------|----------------------|--------------------------|---------|
| 1/4-2 CABLE | 18026 | 18026 | 18026 | 100 |
| 1/4-3 CABLE | 18026 | 18026 | 18026 | 100 |
| 1/2-2 CABLE | 18026 | 18026 | 18026 | 100 |
| 1/2-3 CABLE | 18026 | 18028 | 18028 | 100 |

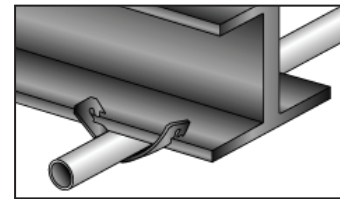
Spring Steel Fast Support Conduit Clips

- Supports conduit & flex cable from wire, rods or flanges
- Mounts On #12 To #8 Wire
- Mounts On 3/16" to 1/4" Rod
- Mounts On 1/8" To 3/8" Flange
- 18324 & 18325 not UL Listed

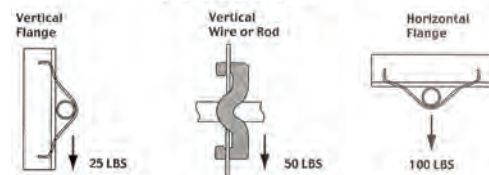
| CONDUIT SIZE | CAT NO. FOR #10 & #12 WIRE | CAT NO. FOR #8 & #9 WIRE | 3/16" TO 1/4" ROD | BOX QTY |
|--------------|----------------------------|--------------------------|-------------------|---------|
| 1/2" EMT | 18028 | 18028 | 18028 | 100 |
| 1/2" RIGID | 18028 | 18030 | 18030 | 100 |
| 3/4" EMT | 18030 | 18030 | 18030 | 100 |
| 3/4" RIGID | 18030 | 18030 | 18324 | 100 |
| 1" EMT | - | 18324 | 18324 | 100 |

| CONDUIT SIZE | CAT NO. FOR 1/8"-1/4" FLANGE | CAT NO. FOR 3/16"-3/8" FLANGE | CAT NO. FOR 5/16"-3/8" FLANGE | BOX QTY |
|--------------|------------------------------|-------------------------------|-------------------------------|---------|
| 1/2" EMT | 18028 | 18030 | 18030 | 100 |
| 1/2" RIGID | 18030 | 18030 | 18324 | 100 |
| 3/4" EMT | 18030 | 18324 | 18324 | 100 |
| 3/4" RIGID | 18324 | 18325 | 18325 | 100 |
| 1" EMT | 18324 | 18325* | 18325* | 100 |
| 1" RIGID | 18325* | 18325* | 18325* | 100 |
| 1-1/4" EMT | 18325 | - | - | 100 |

*For horizontal applications only.



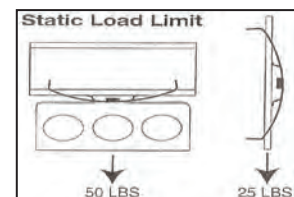
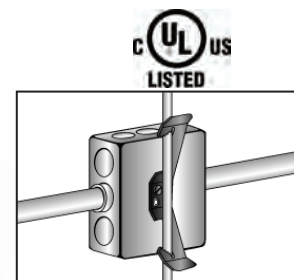
Static Load Limit



Spring Steel Multi-Function Clip

- Attaches conduit or boxes to flanges, wire or rod
- Fits 1/8" to 3/8" flanges
- Attaches to #12 wire through 3/8" rod
- Attaches #10-24 or 1/4"-20 Threaded Bridle Rings (positioning only)

| CAT NO. | DESCRIPTION | BOX QTY |
|---------|---|---------|
| 18048 | CLIP ATTACHES CONDUIT TO FLANGES, WIRE OR ROD | 100 |



Multi-Function Clip Assembly




Static Load Limit:
Vertical - 50 lbs
Horizontal - 20 lbs

- Attaches conduit or boxes to flanges, wire or rod
- Secures 1/2" & 3/4" Conduits

DIMENSIONS = INCHES

| CAT. NO. | FITS CONDUIT | BOX QTY |
|----------|--------------|---------|
| 18335 | 1/2" & 3/4" | 100 |

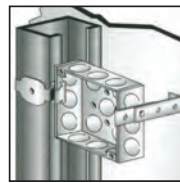

Box to Stud Fastener



- Screw attached support for box and conduit
- For use with either metal or wood studs
- Electrical box support clip secured with Self tapping screws for wood or metal studs

| CAT. NO. | DESCRIPTION | BOX QTY |
|----------|----------------------|---------|
| 18345 | BOX TO STUD FASTENER | 100 |

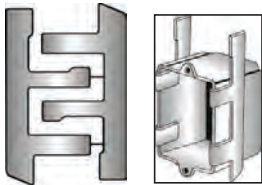
Far Side Box Support



- Clips on electrical boxes for additional support
- 2-1/2" thru 4" Standoff
- Sized by Bending at Pre-marked Lines

| CAT. NO. | DESCRIPTION | BOX QTY |
|----------|----------------------|---------|
| 18350 | FAR SIDE BOX SUPPORT | 100 |

Screwless Box Support



- Made from pre-galvanized steel
- Secures electrical box to finished drywall
- No stud necessary
- Fits 1/4"-20 Bolt

| CAT. NO. | DESCRIPTION | BOX QTY |
|----------|-------------|---------|
| 18375 | BOX SUPPORT | 100 |

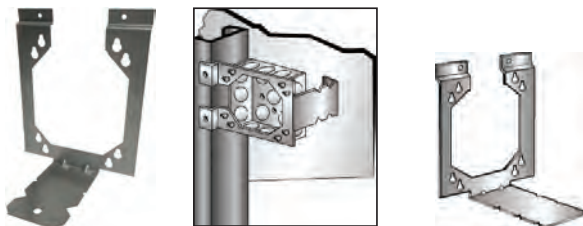
Low Voltage Mounting Bracket



- Provides base for securing communications plates without use of electrical box
- Mounts standard plate
- Hardware included

| CAT. NO. | DESCRIPTION | BOX QTY |
|----------|------------------------------|---------|
| 18376 | LOW VOLTAGE MOUNTING BRACKET | 100 |


Box Stabilizer Support



- Box Support for 2-1/2", 3-1/2" & 4" wood or metal studs
- Screw attached support for electrical boxes
- Made from pre-galvanized steel

| CAT. NO. | STUD SIZE | BOX QTY |
|----------|--------------------|---------|
| 18370 | 2-1/2", 3-1/2" | 100 |
| 18052 | 2-1/2", 3-1/2", 4" | 100 |

Plastic Far Side Box Support



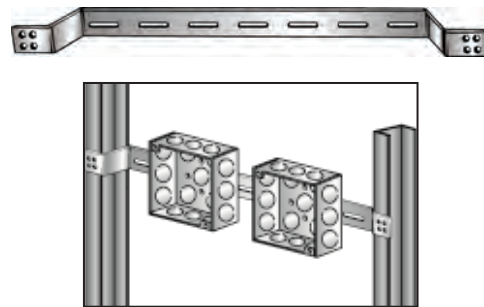
- No tools required
- Mounts quickly in the back of the box
- Designed for 3-5/8" steel studs
- May be used on standard 1-1/2" or 2-1/8" deep boxes

| CAT. NO. | DESCRIPTION | BOX QTY |
|----------|------------------------------|---------|
| 18378 | PLASTIC FAR SIDE BOX SUPPORT | 100 |

Box Mounting Brackets

- Supports electrical boxes located between studs on 16" or 24" centers
- Boxes attach using self-tapping screws
- Made from pre-galvanized steel

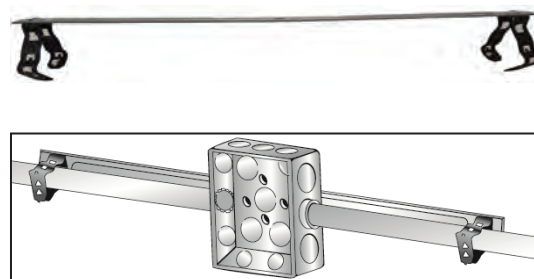
| CAT. NO. | DESCRIPTION | BOX QTY |
|----------|------------------------------------|---------|
| 18355 | 1-1/2" BOX TO STUDS ON 16" CENTERS | 50 |
| 18356 | 2-1/8" BOX TO STUDS ON 16" CENTERS | 50 |
| 18357 | 1-1/2" BOX TO STUDS ON 24" CENTERS | 50 |
| 18358 | 2-1/8" BOX TO STUDS ON 24" CENTERS | 50 |



Conduit/Box to Stud Fastener

- Secures conduit and electrical boxes to most structures
- Provides conduit support on both sides of electrical box
- Hole for screw or threaded rod mount with 1/4"-20 x 5/8" stud
- Made from pre-galvanized steel
- Spring steel fasteners riveted to bar
- Secures 1/2" & 3/4" Conduit

| CAT. NO. | DESCRIPTION | BOX QTY |
|----------|---|---------|
| 18360 | MOUNT 4" SQUARE BOX WITH 1/2" OR 3/4" CONDUIT | 25 |




Ceiling Box Bar Support

- Used where boxes need to be supported between structural members
- Adjustable Ceiling Box/Fixture Support

DIMENSIONS = INCHES

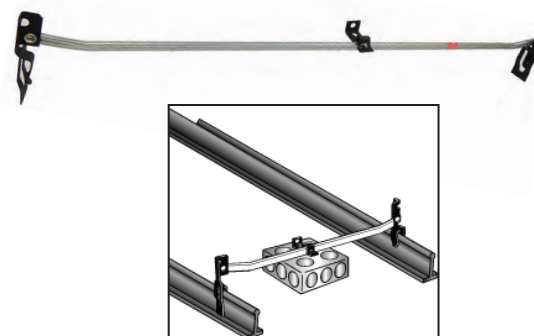
| CAT. NO. | DIMENSIONS | | | BOX QTY |
|----------|------------|------|------|---------|
| | A | B | C | |
| 19000 | 10.65 | 2.17 | 1.22 | 50 |



Box To T-Bar Fastener

- Snap-on 24" span box hanger with dual height adjustment allows flush or 3/4" offset mount
- 1 BBC mounting clip with screw included
- Pre-galvanized steel with spring steel hardware included

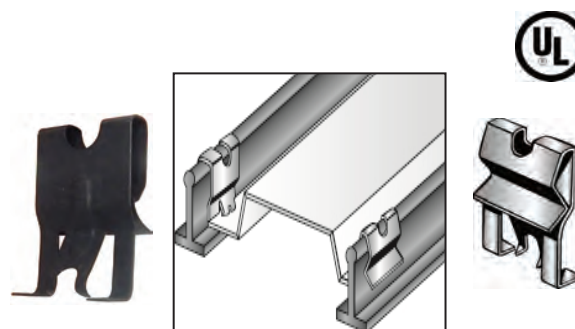
| CAT. NO. | DESCRIPTION | BOX QTY |
|----------|--------------------------------|---------|
| 18054 | 24" SPAN BOX TO T-BAR FASTENER | 100 |



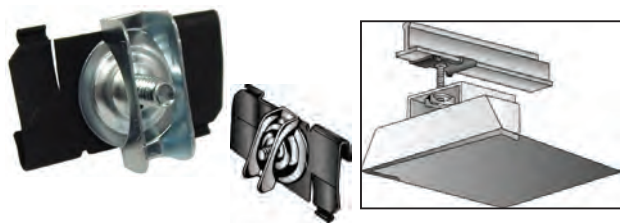
Lighting Troffer Fastener

- Clip-On positive support for troffers and lay-in fixtures
- Complies with 2011 NEC 410.36 (B) means of support
- Fits around rectangular head T-Bars

| CAT. NO. | DESCRIPTION | BOX QTY |
|----------|-------------------------|---------|
| 18280 | T-BAR CLIP FOR TROFFERS | 100 |



Spring Steel Twist On T-Bar Hanger



- Supports electrical fixtures to T-Bar 15/16" wide
- Assembled with 1" OD wing nut washer
- 1/4"-20 stud 5/8" long with wing nut washer

DIMENSIONS = INCHES

| CAT. NO. | STUD SIZE | T-BAR | BOX QTY |
|----------|---------------|--------|---------|
| 18022 | 1/4-20 X 5/8" | 15/16" | 100 |

T-Bar Hanger Two Piece

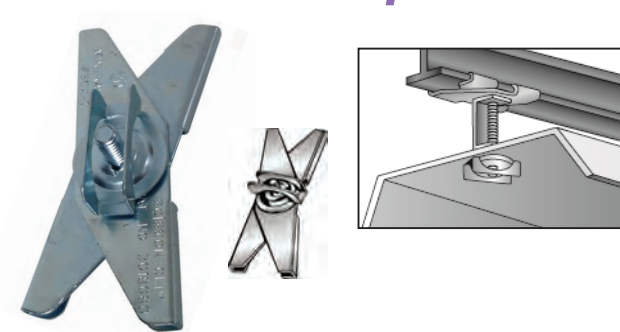


- Mounts fixtures or boxes to 1" T-Bar
- Static Load Limit of 75 lbs
- Stud is flat head, square shoulder carriage bolt which will not turn when positioned in slot
- Assembled with 1" OD wing nut washer

DIMENSIONS = INCHES

| CAT. NO. | STUD SIZE | T-BAR | BOX QTY |
|----------|---------------|-------|---------|
| 18386 | 1/4-20 X 5/8" | 1" | 100 |

T-Bar Scissor Clips Two Piece

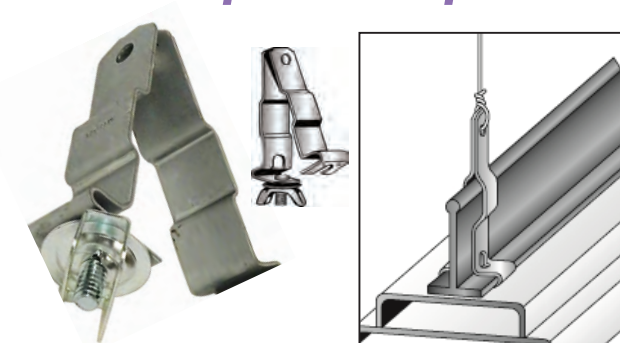


- Two-piece zinc plated clip used for mounting fixtures or boxes to 1" bar
- Static Load Limit of 100 lbs
- Includes wing nut washer

DIMENSIONS = INCHES

| CAT. NO. | STUD SIZE | T-BAR | BOX QTY |
|----------|-----------|-------|---------|
| 18387 | 5/8" | 1" | 50 |
| 18388 | 2" | 1" | 50 |

T-Bar Drop Wire Clip




- Pre-galvanized clips support fixtures transferring the weight of fixture directly to the building structure
- Adds rigidity and support for truer alignment of the T-Grid & relieves the T-Grid from load stress
- Made from one-piece construction to accommodate various styles of T-Grid
- Includes wing nut washer

DIMENSIONS = INCHES

| CAT. NO. | STUD SIZE | T-BAR | BOX QTY |
|----------|-----------|-------|---------|
| 18385 | 5/8" | 1" | 50 |

Wing Nut Washer



- Made from zinc plated steel
- Fits 1/4"-20 Bolt

DIMENSIONS = INCHES

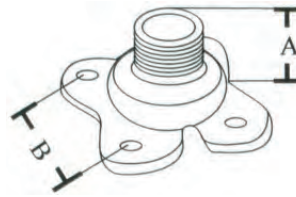
| CAT. NO. | DESCRIPTION | BOX QTY |
|----------|----------------------------------|---------|
| 18389 | WING NUT WASHER FOR 1/4"-20 BOLT | 100 |

Malleable Crows Foot Fixture Hanger

- Crows Foot Fixture Hanger
- Malleable Iron

DIMENSIONS = INCHES

| CAT. NO. | THREAD SIZE | DIMENSIONS | | INNER BOX | OUTER BOX |
|----------|-------------|------------|------|-----------|-----------|
| | | A | B | | |
| 18096 | 1/4"-20 | 1.00 | 1.10 | 25 | 250 |

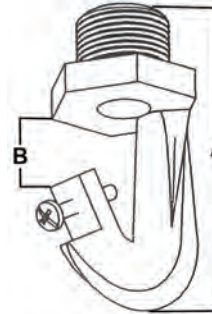


Fixture Hook

- High bay fixture hooks are used to hang light fixtures from multiple structural members
- Pre-installed set screw helps prevent vibratory loosening in high-abuse areas
- 3/4" NPT Threads
- Malleable Iron

DIMENSIONS = INCHES

| CAT. NO. | THREAD SIZE | DIMENSIONS | | BOX QTY |
|----------|-------------|------------|-----|---------|
| | | A | B | |
| 18095 | 1/2" | 3.40 | .95 | 50 |
| 18092 | 3/4" | 3.40 | .95 | 50 |



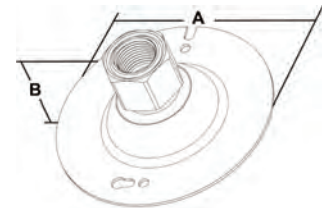
Swivel Pendant - Malleable Round Fixture Hanger



- Swivel pendant mount allows high bays and other hanging fixtures to be mounted on a sloped ceiling
- Pivot ball that allows the installed fixture and pipe stem to swing 20° from vertical when subjected to occasional bumps or vibration
- Fits 3/4" conduit
- Includes reducer bushing to 1/2" with set screw
- Fits standard 4" Octagon electrical boxes
- Rated for 50lbs Maximum

DIMENSIONS = INCHES

| CAT. NO. | DIMENSIONS | | BOX QTY |
|----------|------------|------|---------|
| | A | B | |
| 18094 | 4.21 | 2.02 | 25 |



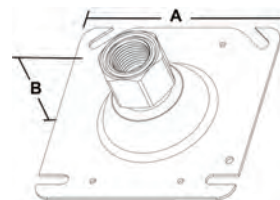
Swivel Pendant - Malleable Square Fixture Hanger



- Used to support light fixtures, security cameras, exit signs, and a variety of electrical and electronic devices installed in industrial settings
- Pivot ball that allows the installed fixture and pipe stem to swing 20° from vertical when subjected to occasional bumps or vibration
- Fits 3/4" conduit
- Includes reducer bushing to 1/2" with set screw
- Fits standard 4" Square electrical boxes
- Rated for 50lbs Maximum

DIMENSIONS = INCHES

| CAT. NO. | DIMENSIONS | | BOX QTY |
|----------|------------|------|---------|
| | A | B | |
| 18093 | 4.21 | 2.02 | 25 |



Loop Cable Grips Secondary Retention **NEW**



17200



17201



17202



| CAT. NO. | DESCRIPTION | BAG QTY |
|----------|--|---------|
| 17200 | SMALL LOOP CABLE GRIP 1/16" - 5/64" 110 LB TENSILE | 10 |
| 17201 | MEDIUM LOOP CABLE GRIP 3/32" - 1/8" 250 LB TENSILE | 10 |
| 17202 | LARGE LOOP CABLE GRIP 3/16" 660 LB TENSILE | 5 |


Mini/Small Loop Cable Grips **NEW**



17203



17204



17205



17206

| CAT. NO. | DESCRIPTION | BAG QTY |
|----------|--|---------|
| 17203 | MINI LOOP CABLE GRIP WITH LOOPED WIRE ROPE - 3/64" - 1/16" X 10' 66 LB TENSILE | 1 KIT |
| 17204 | MINI LOOP CABLE GRIP WITH STUD END WIRE ROPE - 3/64" - 1/16" X 10' 66 LB TENSILE | 1 KIT |
| 17205 | MINI LOOP CABLE GRIP WITH Y LOOPED WIRE ROPE - 3/64" - 1/16" X 10' 66 LB TENSILE | 1 KIT |
| 17206 | SMALL LOOP CABLE GRIP WITH LOOPED WIRE ROPE - 5/64" - 1/16" X 10' 110 LB TENSILE | 1 KIT |

Wire Rope Hangers **NEW**



17207



17208




17209



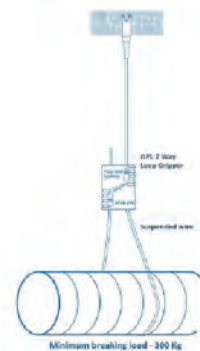
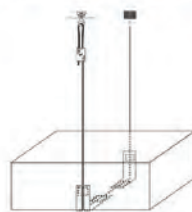

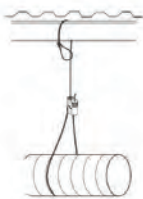
17210

| CAT. NO. | DESCRIPTION | BAG QTY |
|----------|--|---------|
| 17207 | WIRE ROPE WITH HALF BALL END STOP 3/64" X 60" 36 LB TENSILE | 10 |
| 17208 | WIRE ROPE WITH HALF BALL END STOP 1/16" X 60" 66 LB TENSILE | 10 |
| 17209 | WIRE ROPE WITH "TEE" CRIMP END STOP 5/64" X 60" 110 LB TENSILE | 10 |
| 17210 | WIRE ROPE WITH "TEE" CRIMP END STOP 1/8" X 60" 250 LB TENSILE | 10 |

Wire Rope Hangers **NEW**

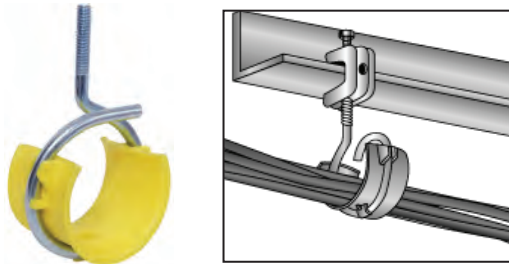


| CAT. NO. | FIG | DESCRIPTION | TENSILE STRENGTH/LBS | CASE QTY |
|----------|-----|--|----------------------|----------|
| 17211 | 1 | WIRE ROPE LOOPED END 1/16" X 60" | 66 | 100 |
| 17212 | 1 | WIRE ROPE LOOPED END 5/64" X 60" | 110 | 100 |
| 17213 | 1 | WIRE ROPE LOOPED END 1/8" X 60" | 250 | 100 |
| 17214 | 1 | WIRE ROPE LOOPED END 3/16" X 60" | 660 | 100 |
| 17215 | 2 | WIRE ROPE WITH TOGGLE 1/16" X 60" | 66 | 100 |
| 17216 | 2 | WIRE ROPE WITH TOGGLE 5/64" X 60" | 110 | 100 |
| 17217 | 2 | WIRE ROPE WITH TOGGLE 1/8" X 60" | 250 | 100 |
| 17218 | 3 | WIRE ROPE WITH Y TOGGLE 1/16" X 60" | 66 | 400 |
| 17219 | 3 | WIRE ROPE WITH Y TOGGLE 5/64" X 60" | 110 | 400 |
| 17220 | 3 | WIRE ROPE WITH Y TOGGLE 1/8" X 60" | 250 | 400 |
| 17221 | 4 | WIRE ROPE WITH V TOGGLE 1/16" X 12" | 66 | 400 |
| 17222 | 4 | WIRE ROPE WITH V TOGGLE 5/64" X 12" | 110 | 400 |
| 17223 | 4 | WIRE ROPE WITH V TOGGLE 1/8" X 12" | 250 | 400 |
| 17224 | 5 | WIRE ROPE WITH V HOOK & BLOCKER 1/16" X 60" | 66 | 600 |
| 17225 | 6 | WIRE ROPE WITH STUD 1/16" X 12" "V" LENGTH = IFT | 66 | 400 |
| 17226 | 6 | WIRE ROPE WITH STUD 1/8" X 12" "V" LENGTH = IFT | 250 | 400 |
| 17227 | 7 | WIRE ROPE WITH STUD 1/16" X 12" | 66 | 400 |
| 17228 | 7 | WIRE ROPE WITH STUD 1/8" X 60" | 250 | 400 |
| 17229 | 8 | WIRE ROPE ROLL 1/16" X 500' | 66 | 50 |
| 17230 | 8 | WIRE ROPE ROLL 1/8" X 500' | 250 | 50 |



FIXTURE HANGERS

Cable Support Bridle Rings with Saddle



- Cost effective alternative to expensive cable tray
- Wide surface saddle provides support without stress for Category 5, fiber-optic, and other sensitive voice/datacomm cables
- 1/4-20 Mechanical Thread

DIMENSIONS - INCHES

| CAT. NO. | DESCRIPTION | BOX QTY |
|----------|--------------------------------|---------|
| 18430 | 1-1/2" BRIDLE RING WITH SADDLE | 50 |
| 18058 | 2" BRIDLE RING W/SADDLE | 50 |
| 18060 | 4" BRIDLE RING W/SADDLE | 50 |

Bridle Rings



- Commonly used with Beam Clamps
- Supports communications cable & other low voltage uses
- Zinc plated steel

DIMENSIONS - INCHES

| CAT. NO. | FIG | RING SIZE | THREAD | BOX QTY |
|----------|-----|-----------------|--------|---------|
| 18420 | 1 | 1" DIAMETER | 10-24 | 100 |
| 18421 | 1 | 1/1/2" DIAMETER | 1/4-20 | 100 |
| 18422 | 1 | 2" DIAMETER | 1/4-20 | 100 |



FIG 1



FIG 2

- Commonly used with Wood Beams
- Supports communications cable and other low voltage
- Zinc plated steel

DIMENSIONS - INCHES

| CAT. NO. | FIG | RING SIZE | THREAD | BOX QTY |
|----------|-----|-----------------|--------|---------|
| 18425 | 2 | 1" DIAMETER | 3/16 | 100 |
| 18426 | 2 | 1/1/2" DIAMETER | 1/4 | 100 |
| 18427 | 2 | 2" DIAMETER | 1/4 | 100 |

J Hooks - 2"


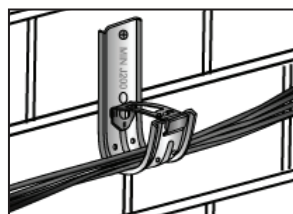


FIG 1

FIG 2


- 2" J Hooks for DataComm Applications
- Cost effective alternative to expensive cable tray
- Wide base provides support without stress for Cat5, fiber-optic, other sensitive voice/datacomm cables and inner-duct
- Continuous wide-base radius supports natural curve of cable, eliminating kinks & bending
- Cable wire retainer is supplied with every part
- Unique design eliminates the need for attachment plate when stacking
- Can be attached to a wide variety of structures using beam clamps, clips and many other components



| CAT. NO. | FIG | DESCRIPTION | BOX QTY |
|----------|-----|---|---------|
| 18056 | 1 | SCREW MOUNT | 25 |
| 18405 | 2 | CLIPS ON #12 WIRE THRU 3/8" ROD AND 1/8" TO 3/8" FLANGE | 25 |

Rubber/Cork Anti-Vibration Pad

- Highest quality elastomeric oil resistant padding.
- Designed to withstand 50 psi.
- Rubber pads are corrugated on both sides.
- Cork is laminated between two corrugated pads.
- Ideal for air conditioners, compressors, cooling towers, presses, machines, etc.




TMP-4C

| CAT. NO. | DESCRIPTION | UOM | ORDER MULTIPLE |
|----------|----------------------------|-----|----------------|
| TMP-2C | 2" X 2" X 7/8" RUBBER/CORK | EA | 1 |
| TMP-3C | 3" X 3" X 7/8" RUBBER/CORK | EA | 1 |
| TMP-4C | 4" X 4" X 7/8" RUBBER/CORK | EA | 1 |
| TMP-6C | 6" X 6" X 7/8" RUBBER/CORK | EA | 1 |

E.V.A. Anti-Vibration Pad

The latest generation in vibration dampening technology. The most effective vibration dampening pad available on the market. The EVA Pad was tested against other pads at four different vibration settings. In the most severe vibration extremes, the EVA Pad outperforms cork and rubber by a margin of greater than 3:1

- Special composite foam center which is much more structurally sound than cork.
- Not affected by oils or chemicals that can break down cork
- More effective at vibration dampening than solid rubber.
- Designed to withstand 50 PSI.



TMP-4E

| CAT. NO. | DESCRIPTION | UOM | ORDER MULTIPLE |
|----------|---------------------------|-----|----------------|
| TMP-2E | 2" X 2" X 7/8" E.V.A. PAD | EA | 1 |
| TMP-3E | 3" X 3" X 7/8" E.V.A. PAD | EA | 1 |
| TMP-4E | 4" X 4" X 7/8" E.V.A. PAD | EA | 1 |
| TMP-6E | 6" X 6" X 7/8" E.V.A. PAD | EA | 1 |

Hef-T-Foot™

The Hef-T-Foot™ is used to support small pipework, runs of cable tray, or an alternative to supporting condensing units, air source heat pumps or a variety of outdoor equipment.

- Hef-T-Foot™ with strut comes in four lengths: 9.8", 15.7", 23.6", 39.4"
- Manufactured from heavy duty recycled rubber
- Complete with .8" x 1.6" galvanized steel strut adhered to the rubber with industrial adhesive.
- Strong and durable rubber with drain slots moulded into the underside to allow standing water to flow under the foot.



TFF-250-S



TFF-250-UNI

| CAT. NO. | DESCRIPTION | UOM | ORDER MULTIPLE |
|-------------|---|-----|----------------|
| TFF-250-S | HEF-T-FOOT™ - 9.8" WITH 1.6" X .8" STRUT | EA | 1 |
| TFF-400-S | HEF-T-FOOT™ - 15.7" WITH 1.6" X .8" STRUT | EA | 1 |
| TFF-600-S | HEF-T-FOOT™ - 23.6" WITH 1.6" X .8" STRUT | EA | 1 |
| TFF-250-UNI | HEF-T-FOOT™ - 9.8" UNIVERSAL | EA | 1 |

Furnace Mounting Block

- Mounting block can support 40% more weight than competitive products - over 500 pounds
- Easy peel and stick installation.




TFB-I

| CAT. NO. | DESCRIPTION | UOM | ORDER MULTIPLE |
|----------|------------------------|-----|----------------|
| TFB-I | FURNACE MOUNTING BLOCK | EA | 72 |



Equipment Mounting - HVAC MNI-Split Stands **NEW**



- Fits all mini split brands on the market
- 6" x 6" w/ 3/8" slotted feet
- Adjustable in height up to 1.25"
- 50 derometer pads on each foot
- Max capacity 400 lbs
- 4 points of anti-vibration isolation washers
- Adjustable footprint from 34" to 40" in 1" increments

| CAT. NO. | SIZE | QTY | CASE QTY |
|------------|------|-----|----------|
| TTQSMS120I | 12" | 1 | 25 |
| TTQSMS180I | 18" | 1 | 25 |
| TTQSMS240I | 24" | 1 | 25 |

Equipment Wall Mounting Brackets **NEW**



- Width adjustable from 0" to 34" - 25" Shelf Depth
- Pre-Slotted for quick Connection to Unit
- 6 Points of anti-vibration isolation
- Engineered to reduce assembly by 50%
- Heavy Ga. Steel
- 350 Lb or 500 Lb Weight Capacity
- All necessary hardware included
- Hurricane Certified

| CAT. NO. | WEIGHT | STEEL GA | CASE QTY |
|------------|--------|----------|----------|
| TTQSWB2000 | 350 LB | 14 | 1 |
| TTQSWB4000 | 500 LB | 11 | 1 |

Equipment Ceiling Mounting Brackets **NEW**



- Mounts parallel or across joists at 16" or 24" on center
- Allows for 360° unit rotation
- Direct flow of heat for maximum efficiency
- Safely locks into place after installation
- 200 lbs Max Capacity / 14 Ga Steel
- Includes all necessary hardware

| CAT. NO. | CASE QTY |
|------------|----------|
| TTQSWI3000 | 1 |